

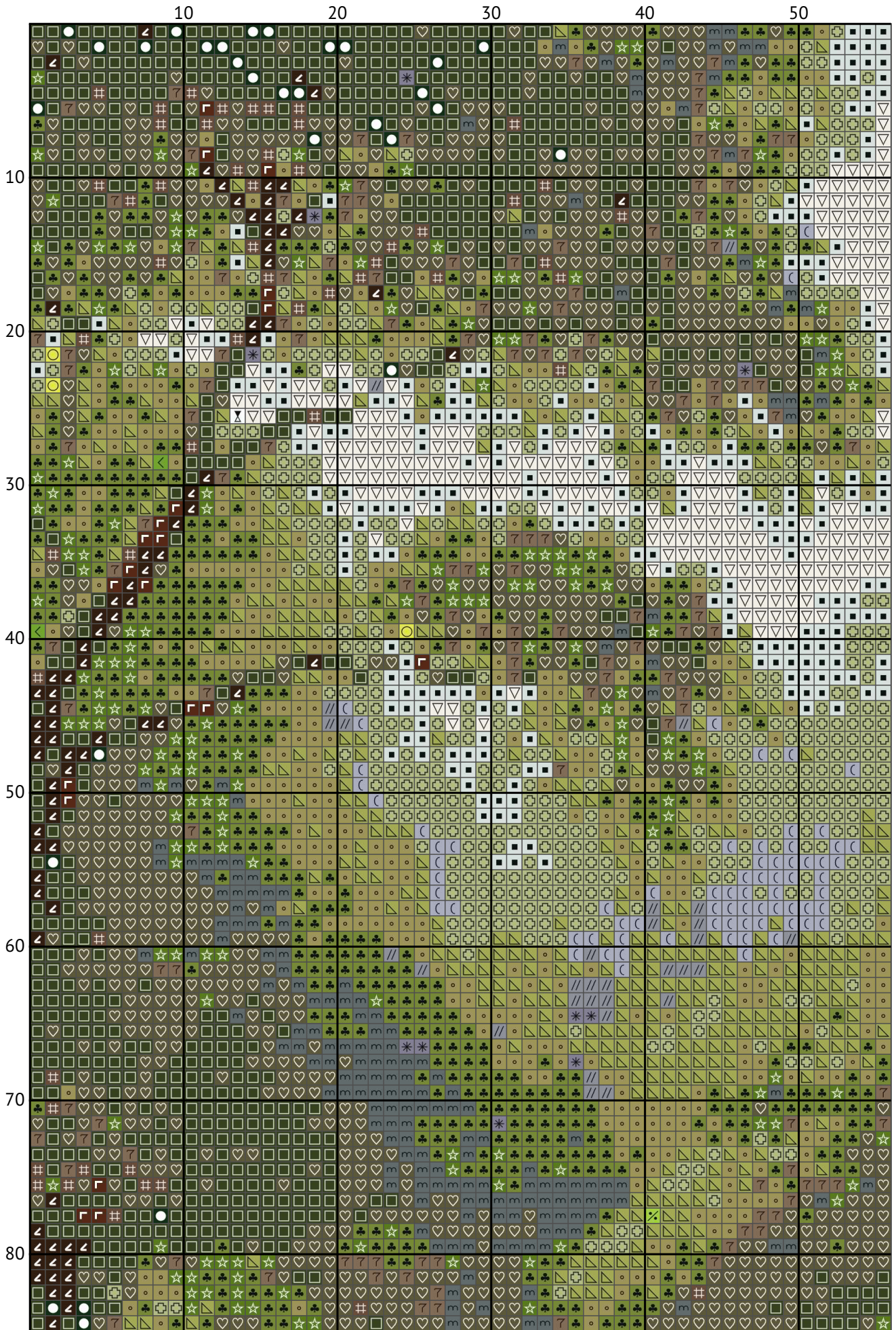
A peaceful countryside

Cross stitch chart from patterns.stitchingsecrets.com

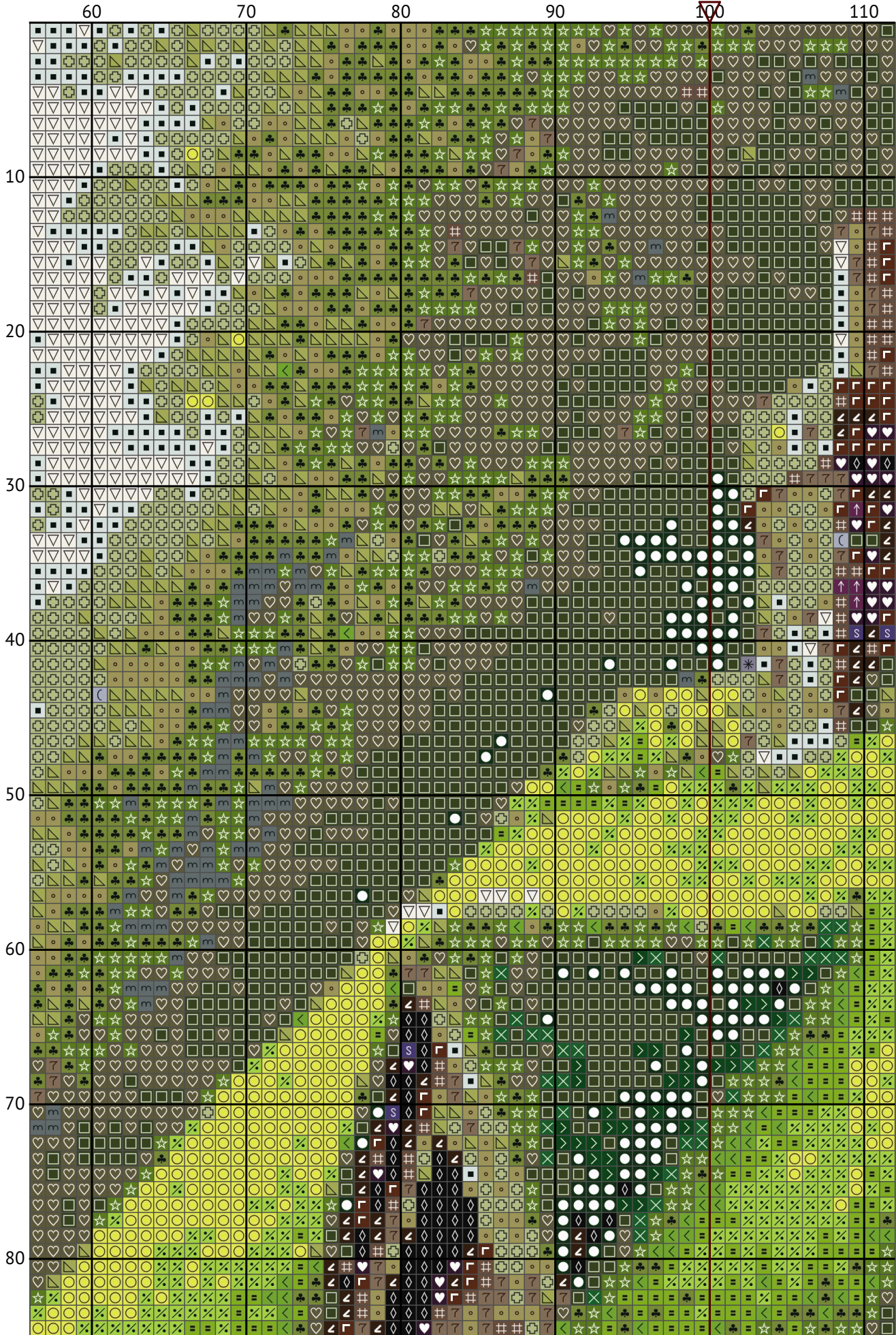


Design size: 200 x 200 stitches


A peaceful countryside




A peaceful countryside




A peaceful countryside




A peaceful countryside



A peaceful countryside



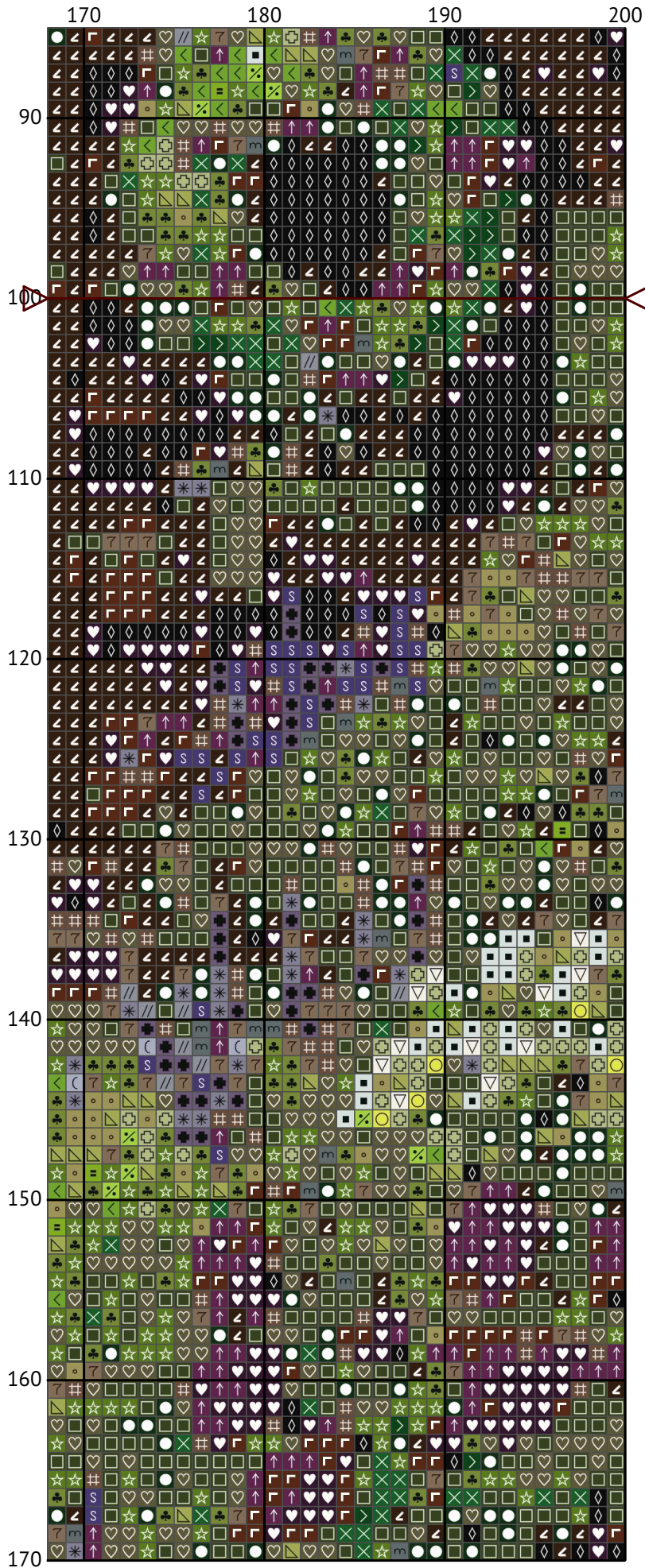
A peaceful countryside




A peaceful countryside



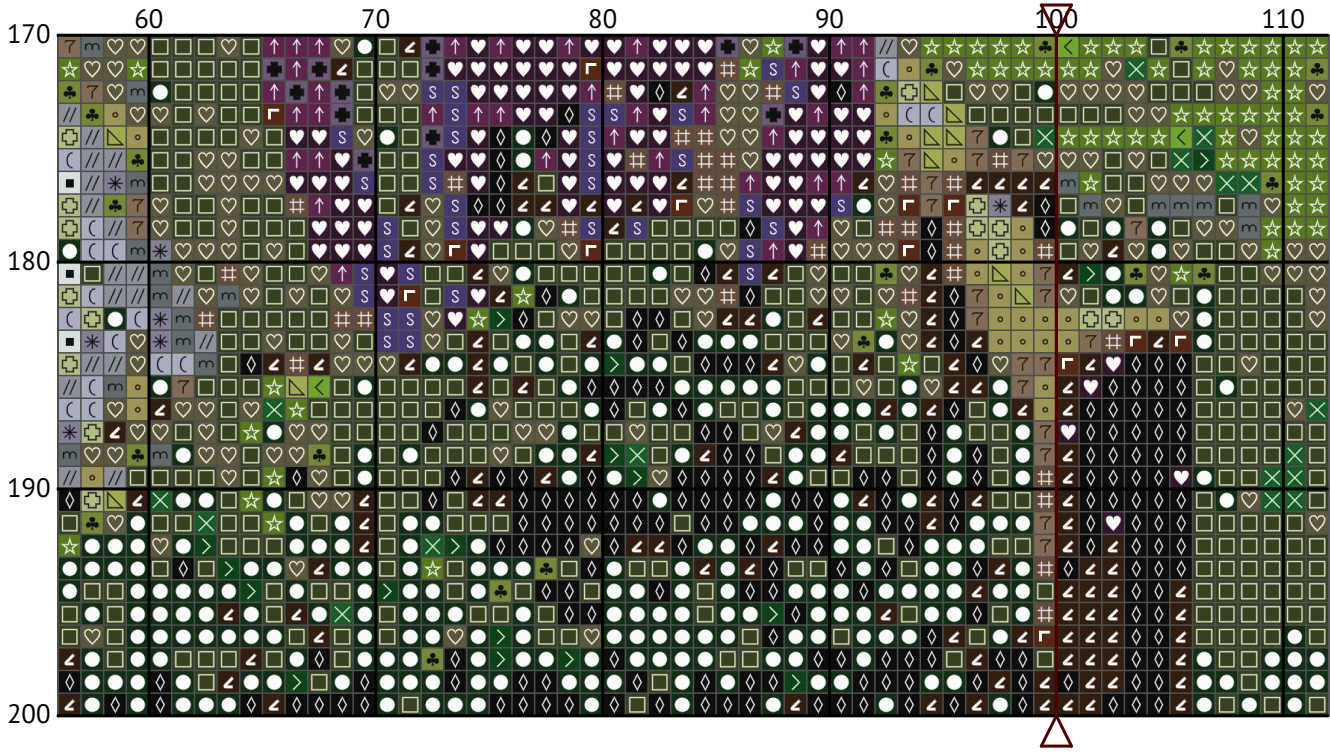
A peaceful countryside



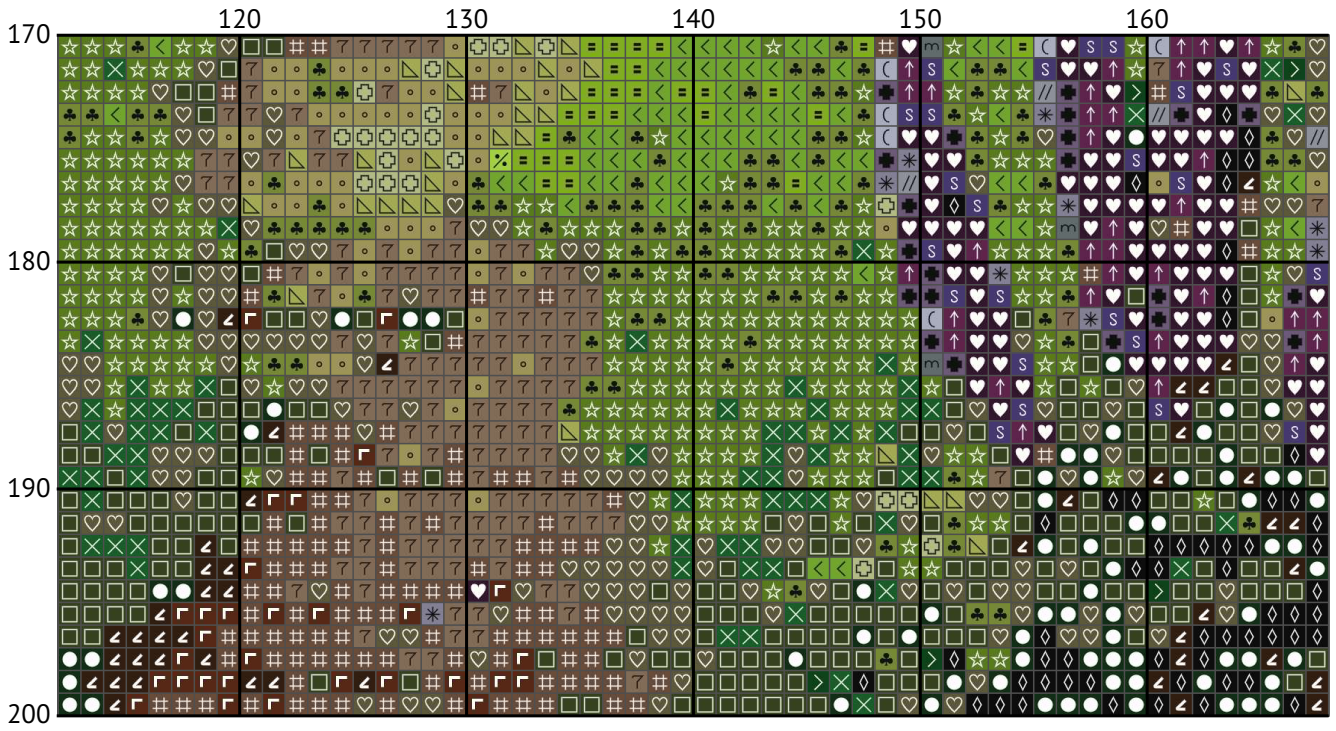
A peaceful countryside




A peaceful countryside



A peaceful countryside



A peaceful countryside



A peaceful countryside
Floss list for crosses

How to Convert Cross Stitch Pattern Sizes: A Step-by-Step Guide

When you download a cross stitch pattern, you'll often find the design size expressed in stitches, such as "Design size: 200 x 200 stitches." To determine the physical dimensions of your design, you need to know the fabric's thread count, typically referred to as the "count." In this guide, we'll walk you through converting stitch count to inches and centimeters for a 14-count Aida fabric.

Understanding Fabric Count

The fabric count indicates how many threads (or squares) there are per inch. For example, a 14-count Aida fabric has 14 stitches per inch. This information is crucial for calculating the physical size of your cross stitch design.

Example Calculation for 200 x 200 Stitches on 14-Count Aida

Given:

Design size: 200 x 200 stitches

Fabric count: 14-count Aida

Steps to Calculate:

Calculate the size in inches:

Width: $200 \text{ stitches} \div 14 \text{ stitches per inch} = 14.29 \text{ inches}$

Height: $200 \text{ stitches} \div 14 \text{ stitches per inch} = 14.29 \text{ inches}$

Convert inches to centimeters (1 inch = 2.54 cm):

Width: $14.29 \text{ inches} \times 2.54 \text{ cm/inch} = 36.30 \text{ cm}$

Height: $14.29 \text{ inches} \times 2.54 \text{ cm/inch} = 36.30 \text{ cm}$

Summary of Dimensions for 14-Count Aida

















Width: 14.29 inches (36.30 cm)

Height: 14.29 inches (36.30 cm)













































Conclusion

By following these steps, you can easily convert any design size in stitches to its physical dimensions in inches or centimeters based on the fabric count you are using. This ensures that your finished cross stitch piece will fit perfectly in your chosen frame or display area.

Happy stitching!

N	Symbol	Number	Name	Stitches
1			DMC B5200 Snow White	21
2			DMC 03 Tin - Medium	277
3			DMC 07 Driftwood	1243
4			DMC 08 Driftwood - Dark	1077
5			DMC 12 Tender Green	723
6			DMC 16 Chartreuse - Light	787
7			DMC 28 Eggplant - Medium Light	173
8			DMC 32 Blueberry - Dark	201

A peaceful countryside

N	Symbol	Number	Name	Stitches
9		 DMC 154	Grape - Very Dark	1055
10		 DMC 169	Pewter - Light	849
11		 DMC 310	Black	2271
12		 DMC 318	Steel Gray - Light	226
13		 DMC 415	Pearl Gray	325
14		 DMC 470	Avocado Green - Light	2480
15		 DMC 471	Avocado Green - Very Light	2412
16		 DMC 640	Beige Gray - Very Dark	4821
17		 DMC 699	Green	505
18		 DMC 704	Chartreuse - Bright	436
19		 DMC 772	Yellow Green - Very Light	1529
20		 DMC 801	Coffee Brown - Dark	1123
21		 DMC 890	Pistachio Green - Ultra Dark	2079
22		 DMC 907	Parrot Green - Light	594
23		 DMC 909	Emerald Green - Very Dark	786
24		 DMC 936	Avocado Green - Very Dark	6139
25		 DMC 3013	Khaki Green - Light	1624
26		 DMC 3031	Mocha Brown - Very Dark	2876
27		 DMC 3348	Yellow Green - Light	1206
28		 DMC 3756	Baby Blue - Ultra Very Light	1097
29		 DMC 3834	Grape - Dark	417
30		 DMC 3865	Winter White	648