


A grand, fairy-tale castle

Cross stitch chart from patterns.stitchingsecrets.com




Design size: 300 x 300 stitches


A grand, fairy-tale castle




A grand, fairy-tale castle




A grand, fairy-tale castle



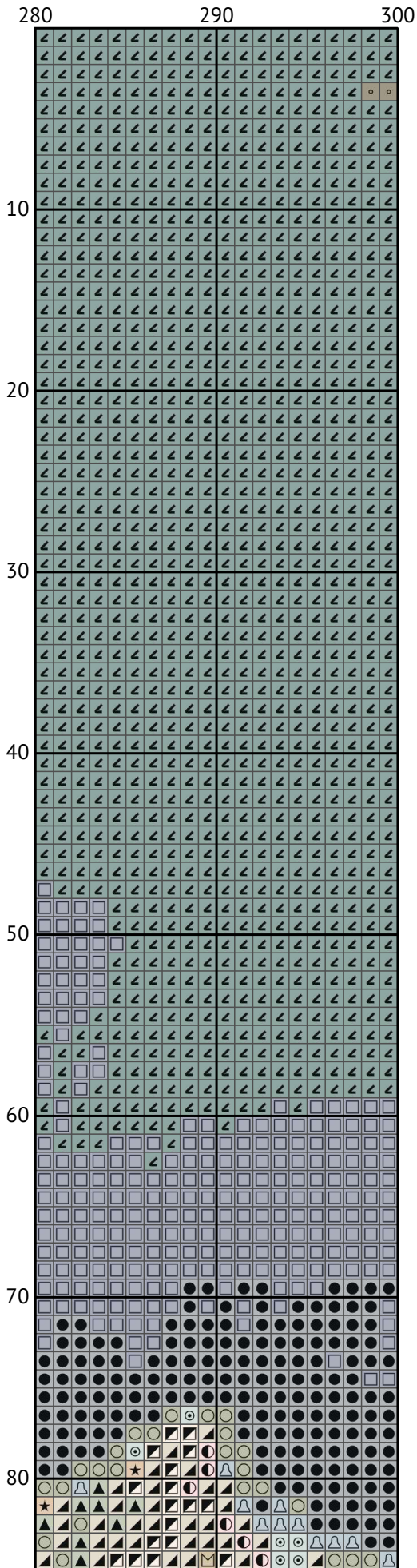
A grand, fairy-tale castle




A grand, fairy-tale castle




A grand, fairy-tale castle




A grand, fairy-tale castle




A grand, fairy-tale castle




A grand, fairy-tale castle




A grand, fairy-tale castle




A grand, fairy-tale castle




A grand, fairy-tale castle




A grand, fairy-tale castle




A grand, fairy-tale castle




A grand, fairy-tale castle




A grand, fairy-tale castle




A grand, fairy-tale castle




A grand, fairy-tale castle




A grand, fairy-tale castle




A grand, fairy-tale castle




A grand, fairy-tale castle




A grand, fairy-tale castle



A grand, fairy-tale castle



A grand, fairy-tale castle



A grand, fairy-tale castle
Floss list for crosses

How to Convert Cross Stitch Pattern Sizes: A Step-by-Step Guide

When you download a cross stitch pattern, you'll often find the design size expressed in stitches, such as "Design size: 300 x 300 stitches." To determine the physical dimensions of your design, you need to know the fabric's thread count, typically referred to as the "count." In this guide, we'll walk you through converting stitch count to inches and centimeters for a 14-count Aida fabric.

Understanding Fabric Count

The fabric count indicates how many threads (or squares) there are per inch. For example, a 14-count Aida fabric has 14 stitches per inch. This information is crucial for calculating the physical size of your cross stitch design.

Example Calculation for 300 x 300 Stitches on 14-Count Aida

Given:

Design size: 300 x 300 stitches

Fabric count: 14-count Aida

Steps to Calculate:

Calculate the size in inches:

Width: $300 \text{ stitches} \div 14 \text{ stitches per inch} = 21.43 \text{ inches}$

Height: $300 \text{ stitches} \div 14 \text{ stitches per inch} = 21.43 \text{ inches}$

Convert inches to centimeters (1 inch = 2.54 cm):

Width: $21.43 \text{ inches} \times 2.54 \text{ cm/inch} = 54.43 \text{ cm}$

Height: $21.43 \text{ inches} \times 2.54 \text{ cm/inch} = 54.43 \text{ cm}$

Summary of Dimensions for 14-Count Aida









Width: 21.43 inches (54.43 cm)

Height: 21.43 inches (54.43 cm)

































































Conclusion

By following these steps, you can easily convert any design size in stitches to its physical dimensions in inches or centimeters based on the fabric count you are using. This ensures that your finished cross stitch piece will fit perfectly in your chosen frame or display area.

























Happy stitching!

N	Symbol	Number	Name	Stitches
1		DMC 02	Tin	6410
2		DMC 04	Tin - Dark	2145
3		DMC 05	Driftwood - Light	1016
4		DMC 06	Driftwood - Medium Light	1429
5		DMC 08	Driftwood - Dark	3514
6		DMC 09	Cocoa - Very Dark	1840
7		DMC 157	Cornflower Blue - Very Light	742
8		DMC 160	Gray Blue - Medium	846

A grand, fairy-tale castle

N	Symbol	Number	Name	Stitches
9		 DMC 168	Pewter - Very Light	4184
10		 DMC 169	Pewter - Light	1050
11		 DMC 224	Shell Pink - Very Light	236
12		 DMC 225	Shell Pink - Ultra Very Light	701
13		 DMC 317	Pewter Gray	832
14		 DMC 318	Steel Gray - Light	1926
15		 DMC 407	Desert Sand - Dark	260
16		 DMC 414	Steel Gray - Dark	1703
17		 DMC 415	Pearl Gray	5592
18		 DMC 451	Shell Gray - Dark	3512
19		 DMC 519	Sky Blue	543
20		 DMC 535	Ash Gray - Very Light	2930
21		 DMC 543	Beige - Ultra Very Light	2378
22		 DMC 645	Beaver Gray - Very Dark	1956
23		 DMC 647	Beaver Gray - Medium	100
24		 DMC 648	Beaver Gray - Light	1948
25		 DMC 754	Peach - Light	234
26		 DMC 819	Baby Pink - Light	1344
27		 DMC 822	Beige Gray - Light	1401
28		 DMC 841	Beige Brown - Light	1812
29		 DMC 842	Beige Brown - Very Light	1503
30		 DMC 844	Beaver Gray - Ultra Dark	2202
31		 DMC 898	Coffee Brown - Very Dark	476
32		 DMC 927	Gray Green - Light	4728
33		 DMC 930	Antique Blue - Dark	1578
34		 DMC 932	Antique Blue - Light	1640
35		 DMC 934	Avocado Green - Black	595
36		 DMC 948	Peach - Very Light	1611
37		 DMC 951	Tawny - Light	1094
38		 DMC 3024	Brown Gray - Very Light	3116
39		 DMC 3042	Antique Violet - Light	2419
40		 DMC 3072	Beaver Gray - Very Light	1601

A grand, fairy-tale castle

N	Symbol	Number	Name	Stitches
41		 DMC 3743	Antique Violet - Very Light	411
42		 DMC 3750	Antique Blue - Very Dark	1049
43		 DMC 3756	Baby Blue - Ultra Very Light	645
44		 DMC 3768	Gray Green - Dark	886
45		 DMC 3770	Tawny - Very Light	2033
46		 DMC 3772	Desert Sand - Very Dark	323
47		 DMC 3790	Beige Gray - Ultra Dark	1780
48		 DMC 3799	Pewter Gray - Very Dark	699
49		 DMC 3861	Cocoa - Light	2209
50		 DMC 3863	Mocha Beige - Medium	622
51		 DMC 3864	Mocha Beige - Light	1566
52		 DMC 3866	Mocha - Ultra Very Light	2630