


# A bird resting on a branch

Cross stitch chart from [patterns.stitchingsecrets.com](https://patterns.stitchingsecrets.com)




Design size: 200 x 200 stitches


A bird resting on a branch




A bird resting on a branch




A bird resting on a branch



A bird resting on a branch




A bird resting on a branch



A bird resting on a branch

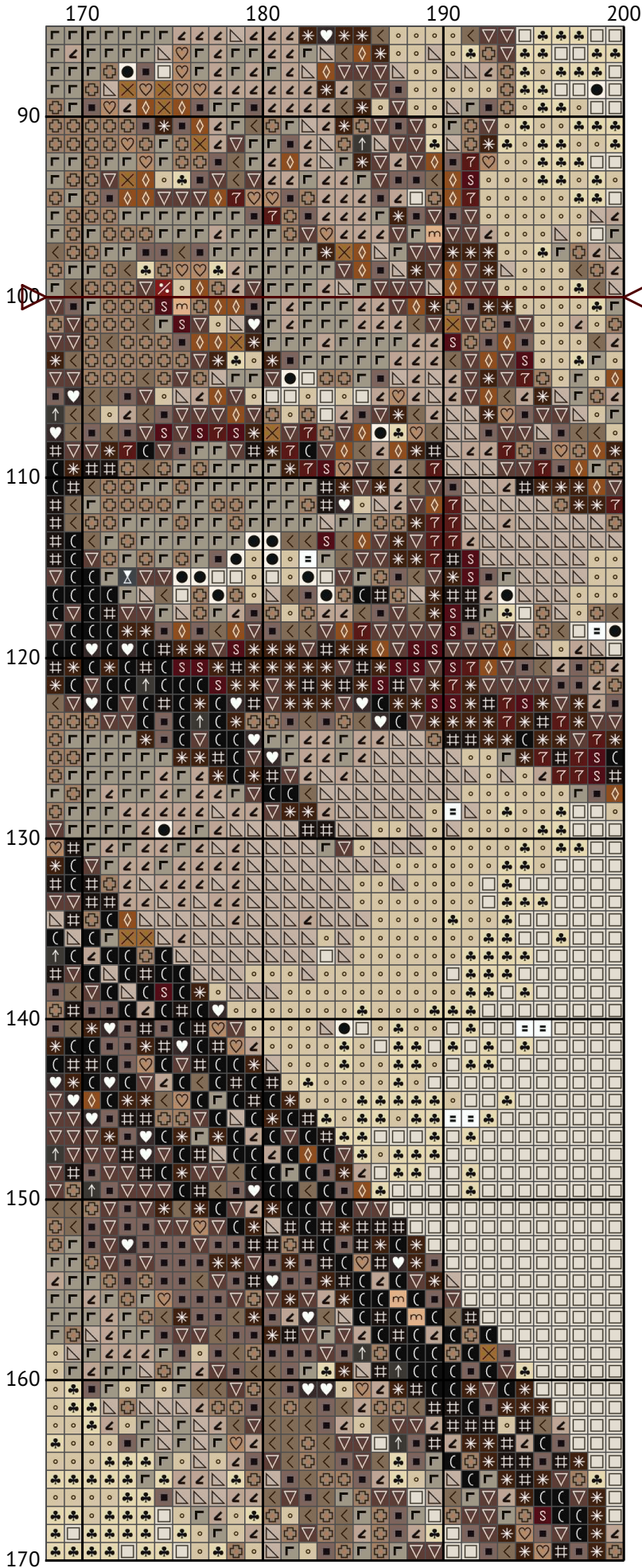


A bird resting on a branch

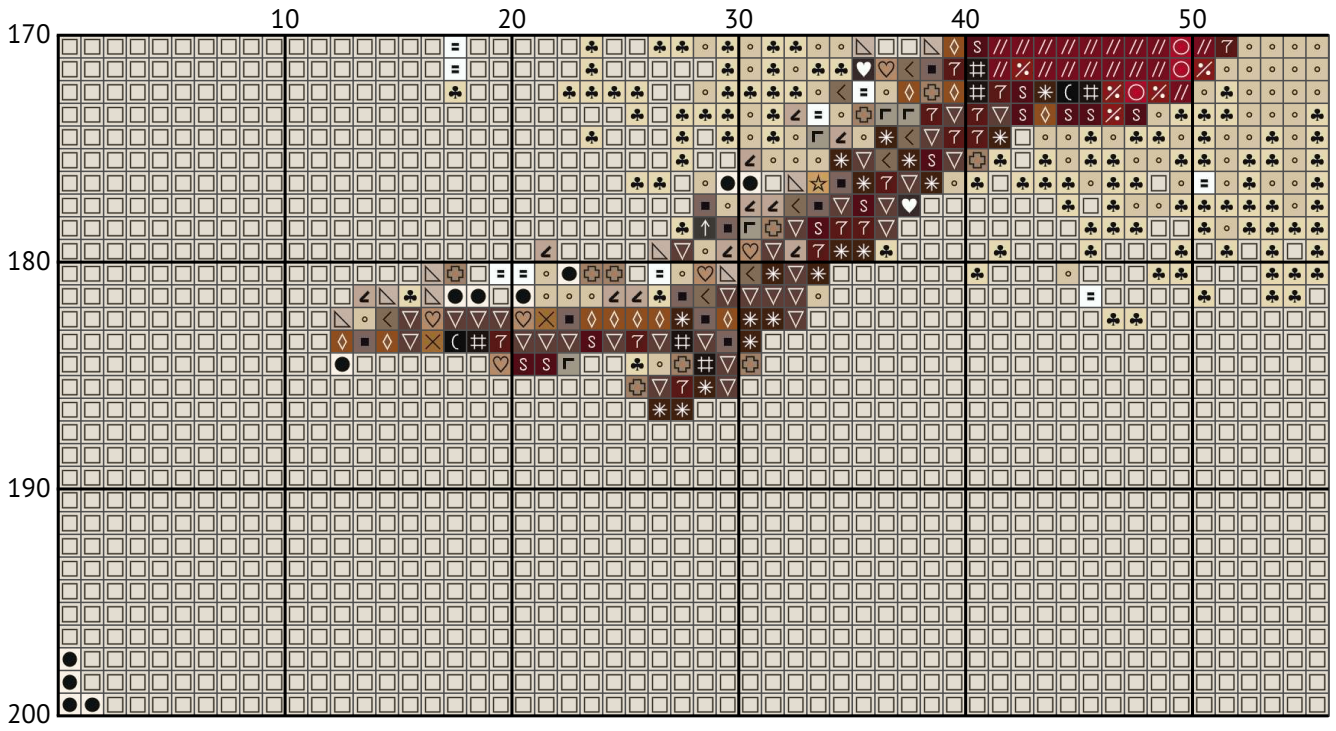




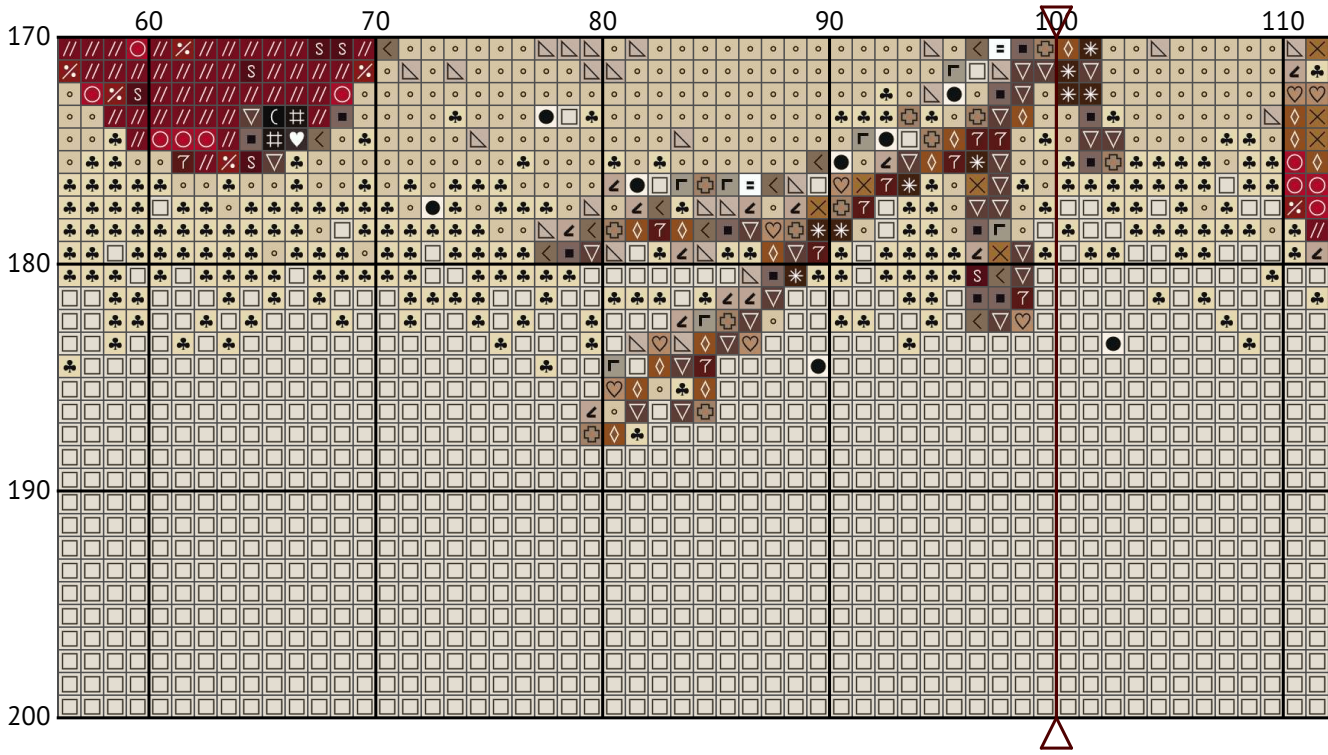
A bird resting on a branch




A bird resting on a branch



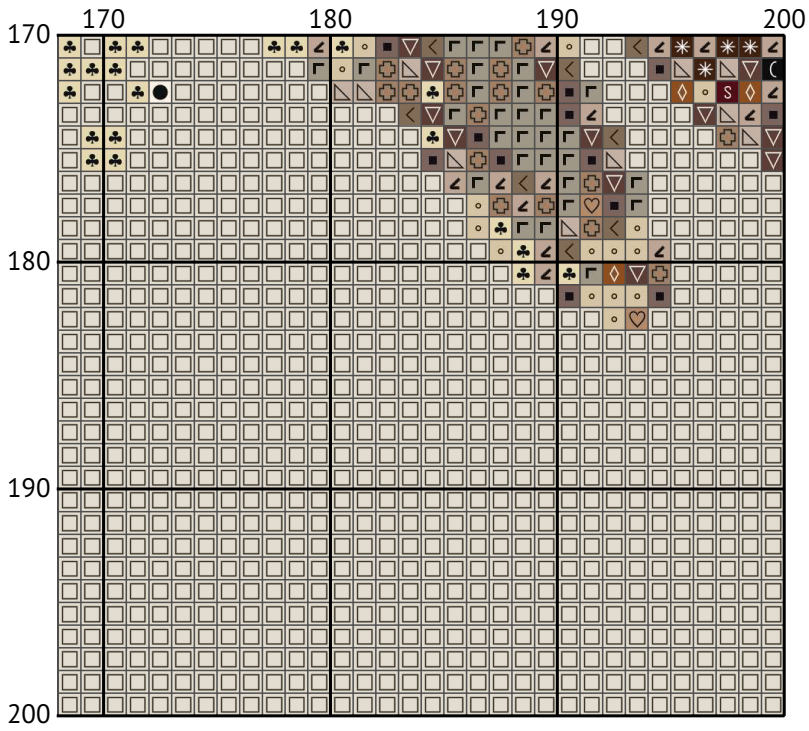
A bird resting on a branch



A bird resting on a branch



A bird resting on a branch



A bird resting on a branch  
Floss list for crosses

### How to Convert Cross Stitch Pattern Sizes: A Step-by-Step Guide

When you download a cross stitch pattern, you'll often find the design size expressed in stitches, such as "Design size: 200 x 200 stitches." To determine the physical dimensions of your design, you need to know the fabric's thread count, typically referred to as the "count." In this guide, we'll walk you through converting stitch count to inches and centimeters for a 14-count Aida fabric.

#### Understanding Fabric Count

The fabric count indicates how many threads (or squares) there are per inch. For example, a 14-count Aida fabric has 14 stitches per inch. This information is crucial for calculating the physical size of your cross stitch design.

#### Example Calculation for 200 x 200 Stitches on 14-Count Aida

Given:

Design size: 200 x 200 stitches

Fabric count: 14-count Aida

Steps to Calculate:

Calculate the size in inches:

Width:  $200 \text{ stitches} \div 14 \text{ stitches per inch} = 14.29 \text{ inches}$

Height:  $200 \text{ stitches} \div 14 \text{ stitches per inch} = 14.29 \text{ inches}$

Convert inches to centimeters (1 inch = 2.54 cm):

Width:  $14.29 \text{ inches} \times 2.54 \text{ cm/inch} = 36.30 \text{ cm}$

Height:  $14.29 \text{ inches} \times 2.54 \text{ cm/inch} = 36.30 \text{ cm}$

Summary of Dimensions for 14-Count Aida









Width: 14.29 inches (36.30 cm)

Height: 14.29 inches (36.30 cm)











































Conclusion

By following these steps, you can easily convert any design size in stitches to its physical dimensions in inches or centimeters based on the fabric count you are using. This ensures that your finished cross stitch piece will fit perfectly in your chosen frame or display area.

Happy stitching!

N	Symbol	Number	Name	Stitches
1		DMC B5200	Snow White	134
2		DMC 05	Driftwood - Light	2036
3		DMC 06	Driftwood - Medium Light	1811
4		DMC 07	Driftwood	992
5		DMC 09	Cocoa - Very Dark	167
6		DMC 167	Yellow Beige - Very Dark	674
7		DMC 304	Red - Medium	437
8		DMC 310	Black	1299

A bird resting on a branch

N	Symbol	Number	Name	Stitches
9		 DMC 355	Terra Cotta - Dark	294
10		 DMC 413	Pewter Gray - Dark	24
11		 DMC 435	Brown - Very Light	1060
12		 DMC 451	Shell Gray - Dark	1224
13		 DMC 648	Beaver Gray - Light	2075
14		 DMC 712	Cream	2641
15		 DMC 738	Tan - Very Light	357
16		 DMC 777	Raspberry - Very Dark	664
17		 DMC 779	Cocoa - Dark	1694
18		 DMC 814	Garnet - Dark	737
19		 DMC 819	Baby Pink - Light	650
20		 DMC 822	Beige Gray - Light	3401
21		 DMC 841	Beige Brown - Light	1996
22		 DMC 844	Beaver Gray - Ultra Dark	99
23		 DMC 898	Coffee Brown - Very Dark	1075
24		 DMC 927	Gray Green - Light	1
25		 DMC 945	Tawny	558
26		 DMC 3371	Black Brown	942
27		 DMC 3857	Rosewood - Dark	562
28		 DMC 3864	Mocha Beige - Light	838
29		 DMC 3866	Mocha - Ultra Very Light	11558