



A deer with antlers

Cross stitch chart from patterns.stitchingsecrets.com




Design size: 200 x 200 stitches

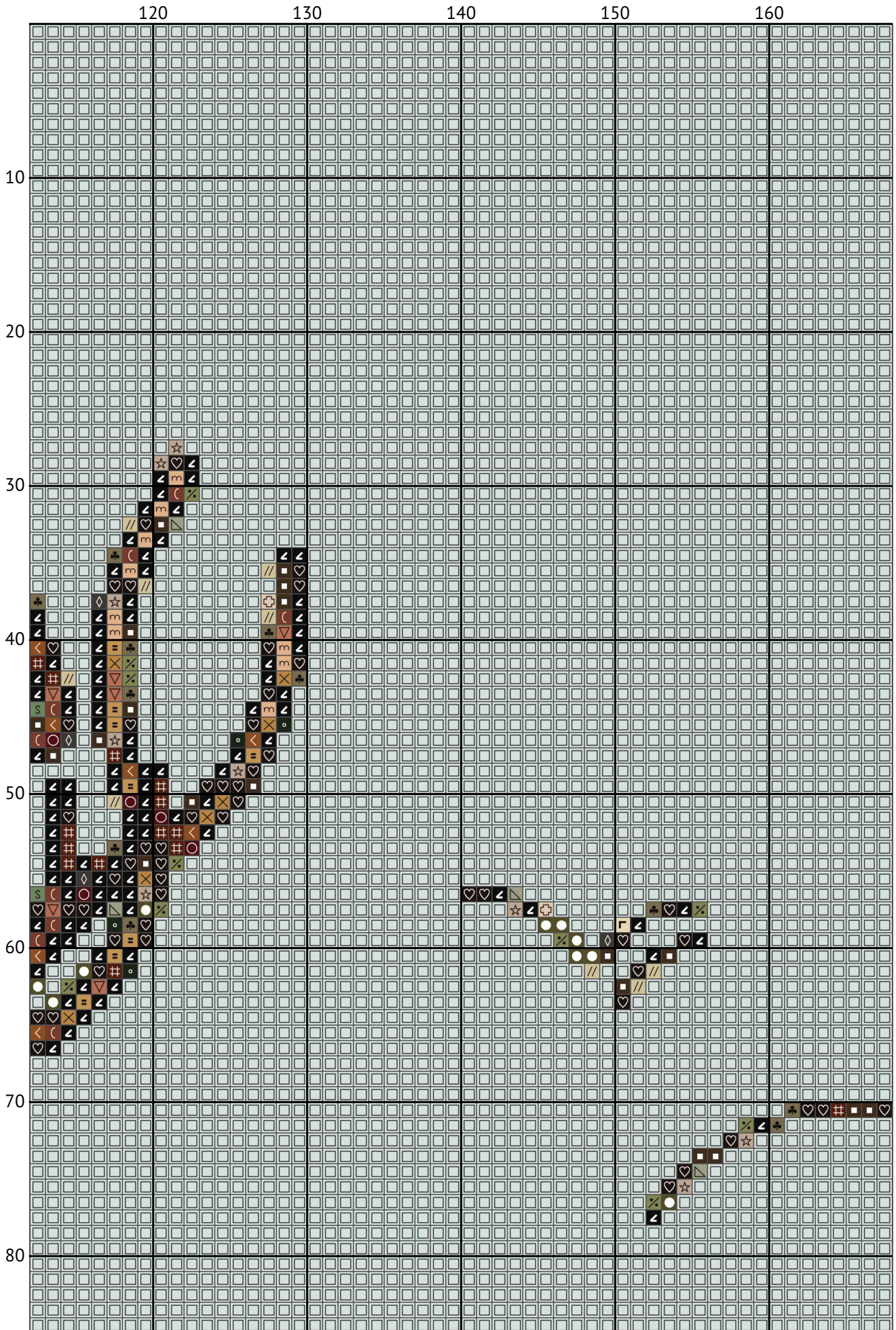
deer with antlers




deer with antlers




deer with antlers




deer with antlers



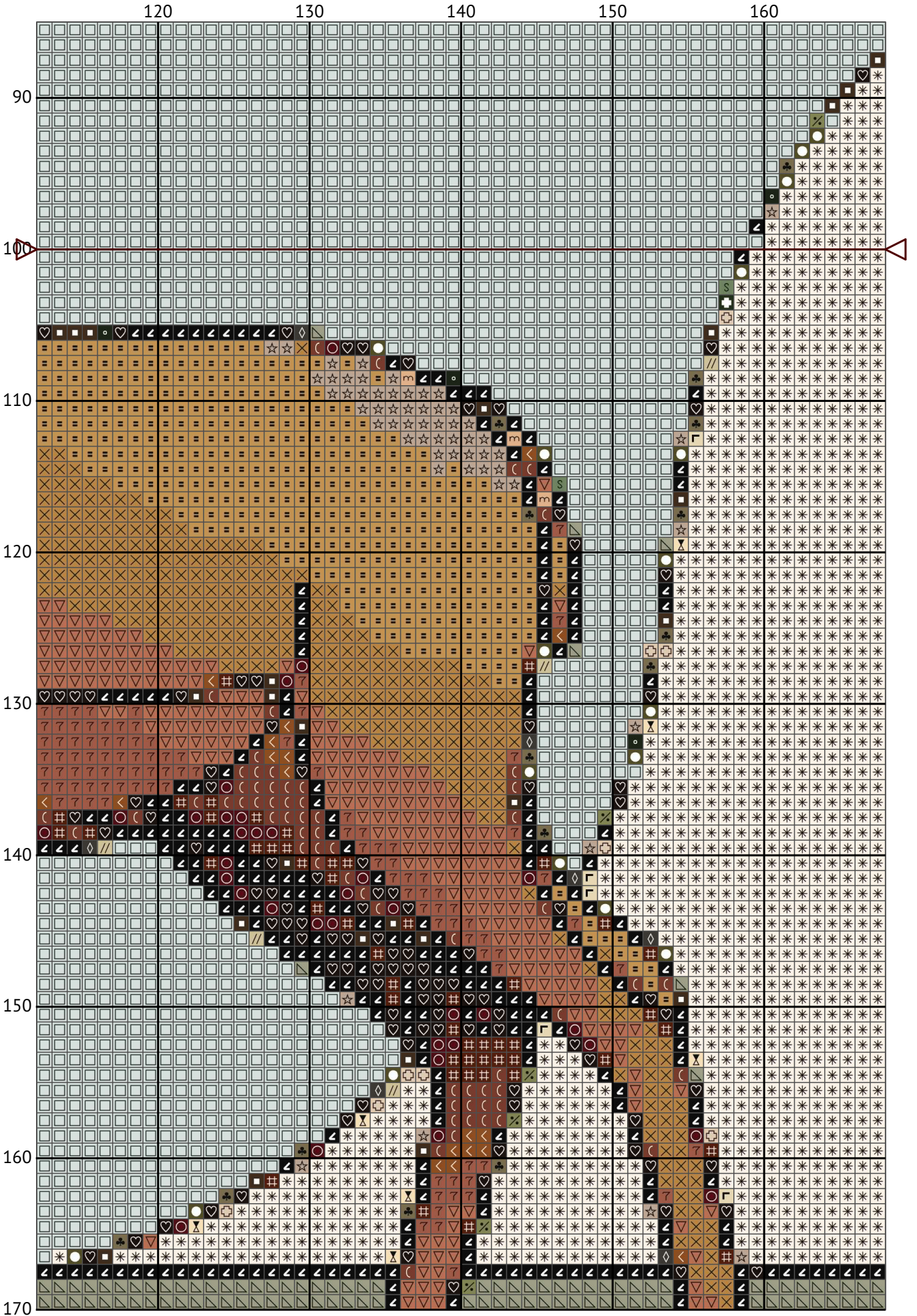
deer with antlers



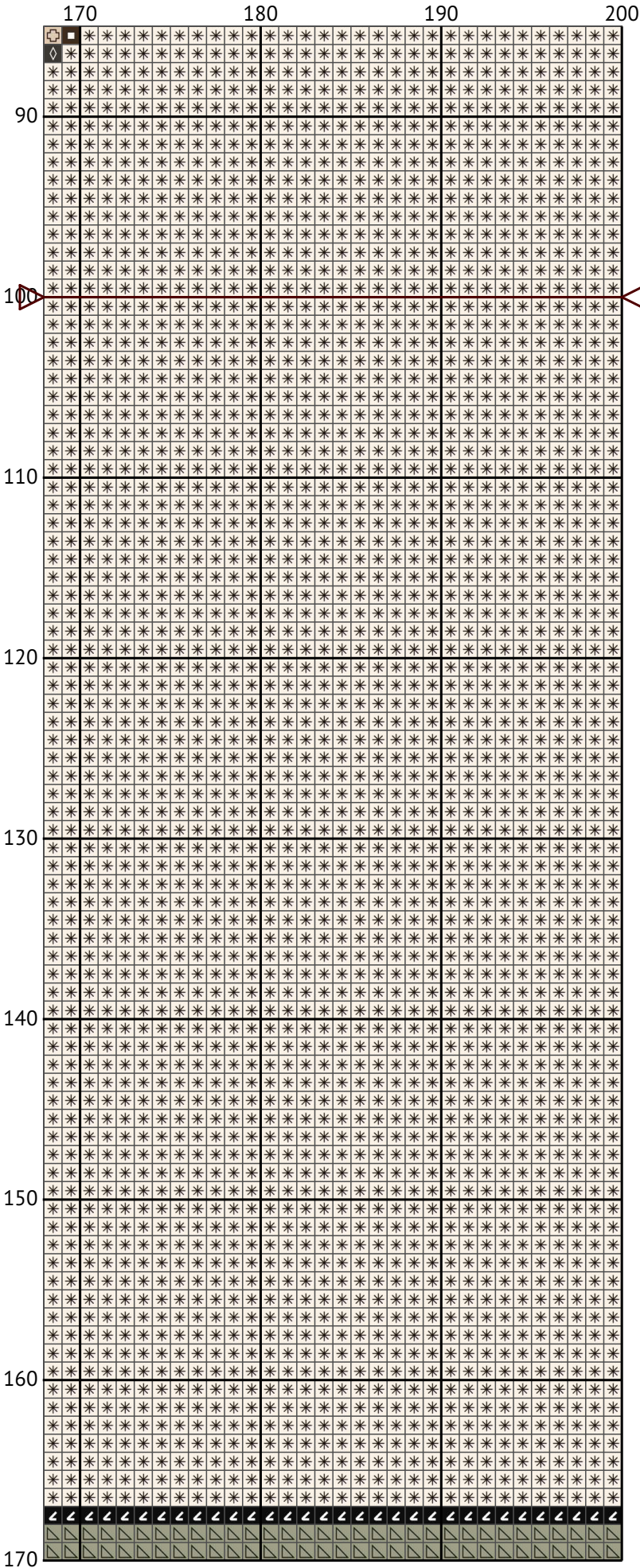
deer with antlers



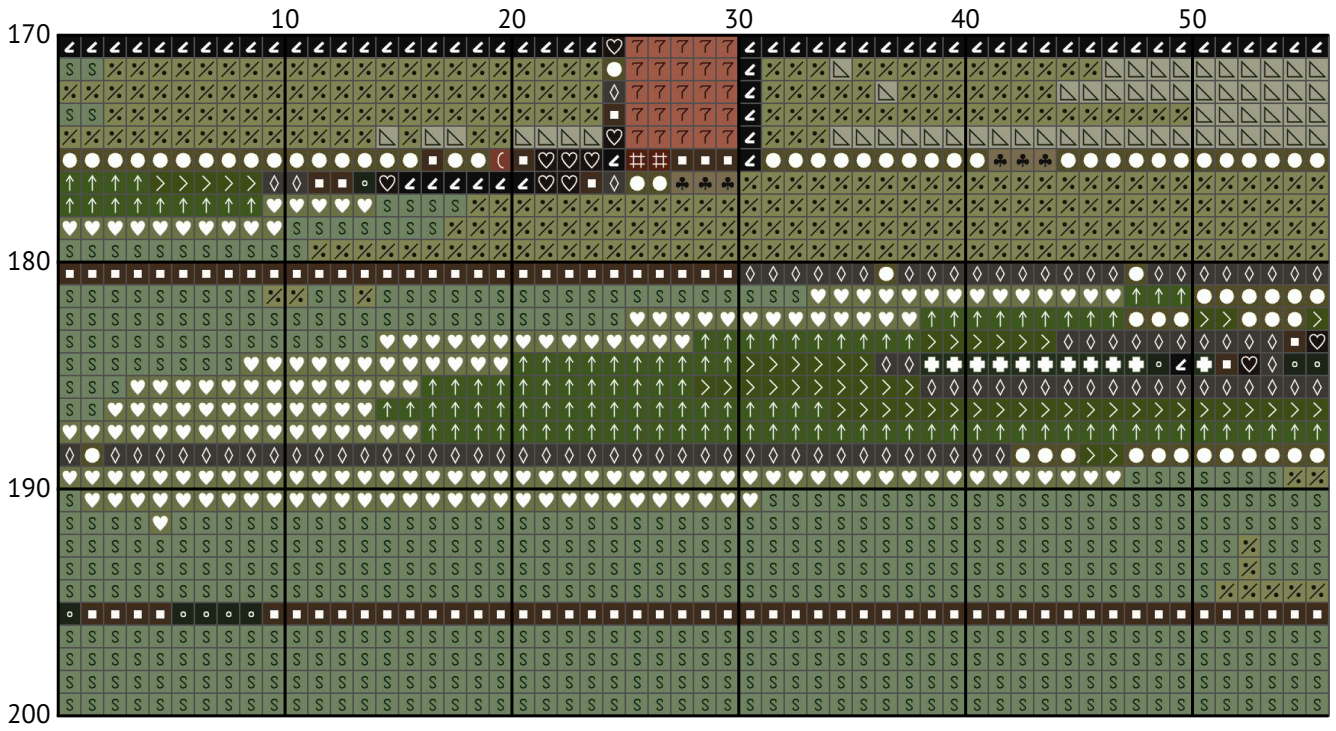
deer with antlers



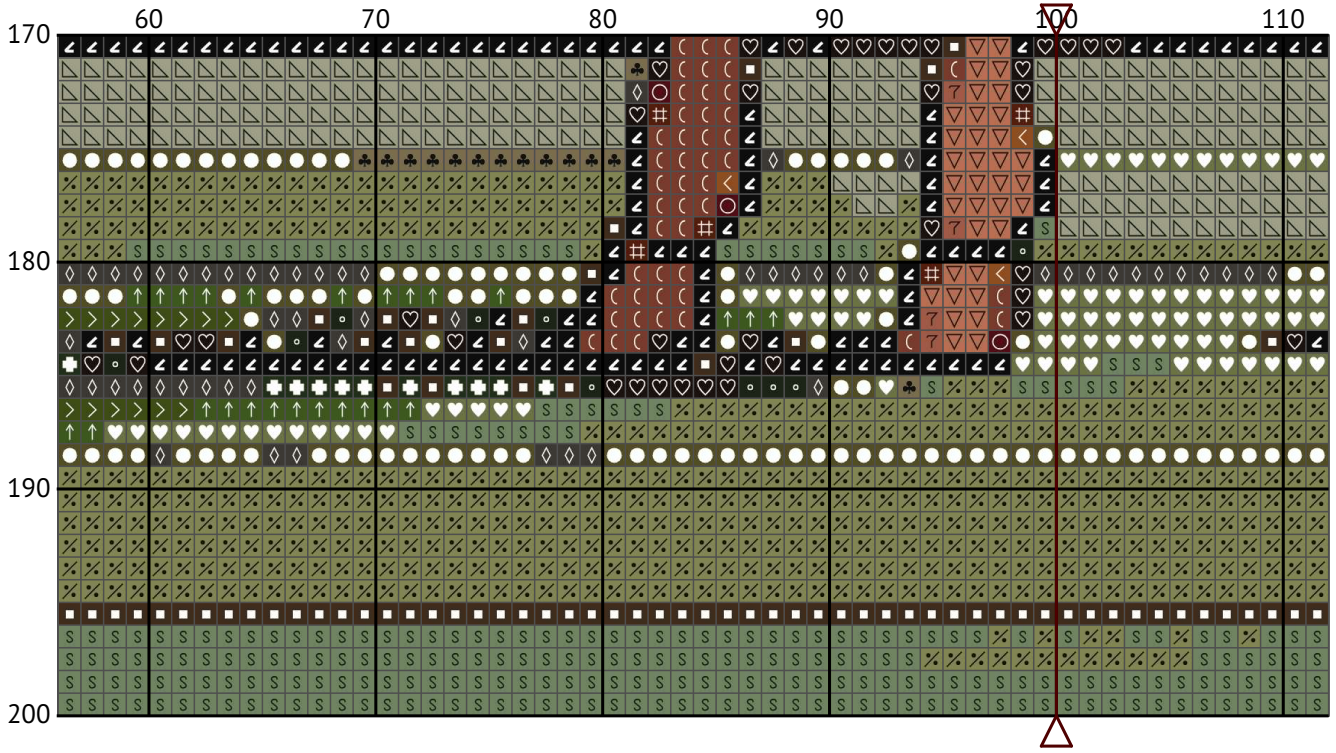
deer with antlers



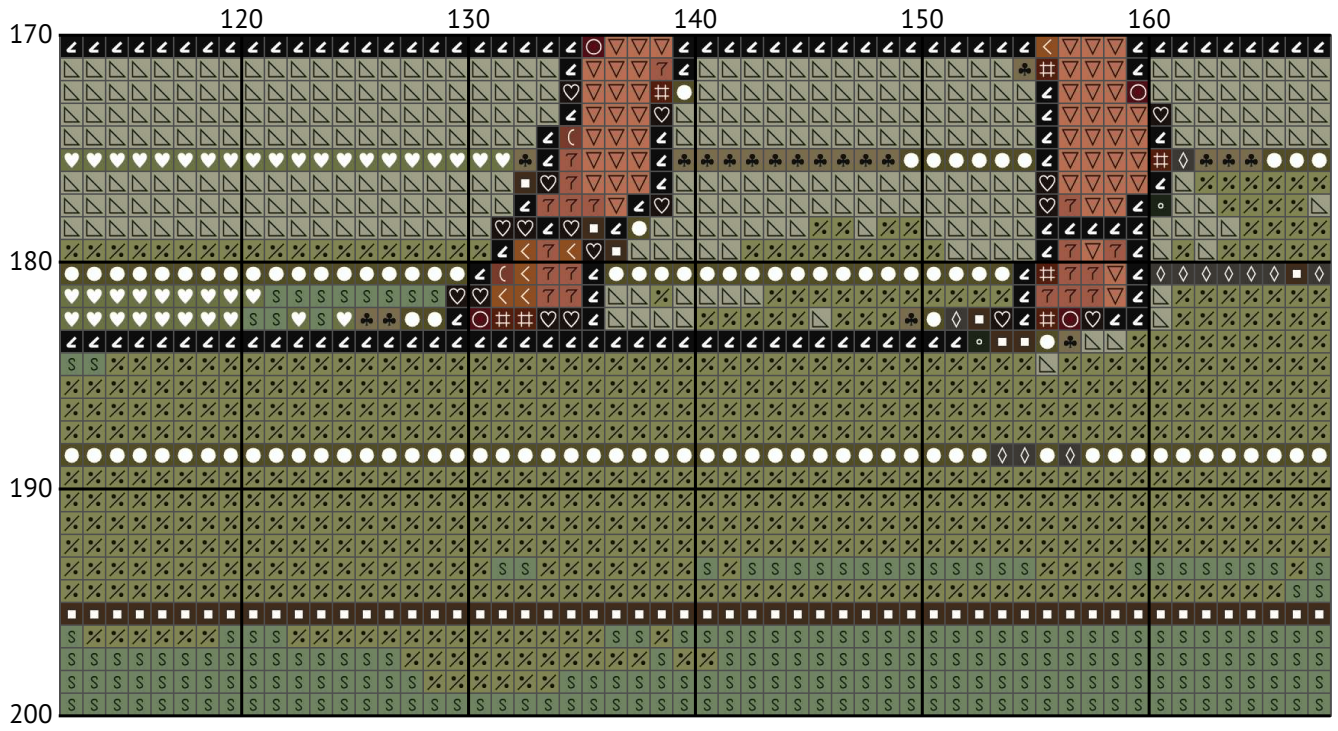
deer with antlers




deer with antlers



deer with antlers



deer with antlers



Floss list for crosses

How to Convert Cross Stitch Pattern Sizes: A Step-by-Step Guide

When you download a cross stitch pattern, you'll often find the design size expressed in stitches, such as "Design size: 200 x 200 stitches." To determine the physical dimensions of your design, you need to know the fabric's thread count, typically referred to as the "count." In this guide, we'll walk you through converting stitch count to inches and centimeters for a 14-count Aida fabric.

Understanding Fabric Count

The fabric count indicates how many threads (or squares) there are per inch. For example, a 14-count Aida fabric has 14 stitches per inch. This information is crucial for calculating the physical size of your cross stitch design.

Example Calculation for 200 x 200 Stitches on 14-Count Aida

Given:

Design size: 200 x 200 stitches

Fabric count: 14-count Aida

Steps to Calculate:

Calculate the size in inches:

Width: $200 \text{ stitches} \div 14 \text{ stitches per inch} = 14.29 \text{ inches}$

Height: $200 \text{ stitches} \div 14 \text{ stitches per inch} = 14.29 \text{ inches}$

Convert inches to centimeters (1 inch = 2.54 cm):

Width: $14.29 \text{ inches} \times 2.54 \text{ cm/inch} = 36.30 \text{ cm}$

Height: $14.29 \text{ inches} \times 2.54 \text{ cm/inch} = 36.30 \text{ cm}$

Summary of Dimensions for 14-Count Aida

















Width: 14.29 inches (36.30 cm)

Height: 14.29 inches (36.30 cm)













































Conclusion

By following these steps, you can easily convert any design size in stitches to its physical dimensions in inches or centimeters based on the fabric count you are using. This ensures that your finished cross stitch piece will fit perfectly in your chosen frame or display area.

Happy stitching!

N	Symbol	Number	Name	Stitches
1		 DMC 06	Driftwood - Medium Light	154
2		 DMC 300	Mahogany - Very Dark	545
3		 DMC 310	Black	2219
4		 DMC 422	Hazelnut Brown - Light	525
5		 DMC 435	Brown - Very Light	266
6		 DMC 469	Avocado Green	157
7		 DMC 522	Fern Green	1584
8		 DMC 613	Drab Brown - Very Light	89

deer with antlers

N	Symbol	Number	Name	Stitches
9		 DMC 632	Desert Sand - Ultra Very Dark	464
10		 DMC 642	Beige Gray - Dark	156
11		 DMC 647	Beaver Gray - Medium	2221
12		 DMC 712	Cream	42
13		 DMC 814	Garnet - Dark	163
14		 DMC 819	Baby Pink - Light	5212
15		 DMC 844	Beaver Gray - Ultra Dark	348
16		 DMC 934	Avocado Green - Black	250
17		 DMC 935	Avocado Green - Dark	542
18		 DMC 945	Tawny	103
19		 DMC 951	Tawny - Light	64
20		 DMC 3011	Khaki Green - Dark	439
21		 DMC 3045	Yellow Beige - Dark	684
22		 DMC 3052	Green Gray - Medium	494
23		 DMC 3053	Green Gray	2853
24		 DMC 3064	Desert Sand	849
25		 DMC 3346	Hunter Green	246
26		 DMC 3371	Black Brown	726
27		 DMC 3756	Baby Blue - Ultra Very Light	17530
28		 DMC 3770	Tawny - Very Light	55
29		 DMC 3772	Desert Sand - Very Dark	593
30		 DMC 3781	Mocha Brown - Dark	427