


A storybook-like cottage

Cross stitch chart from patterns.stitchingsecrets.com




Design size: 200 x 200 stitches


A storybook-like cottage



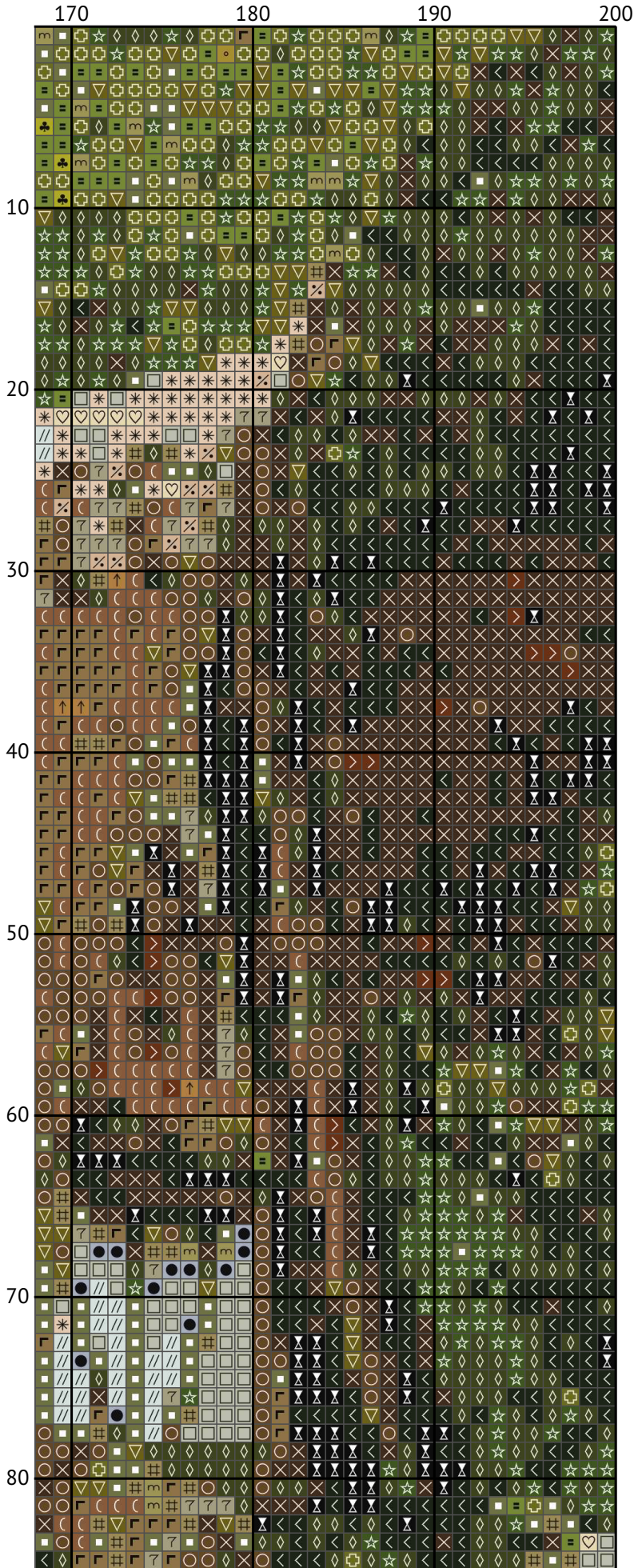
A storybook-like cottage




A storybook-like cottage




A storybook-like cottage



A storybook-like cottage



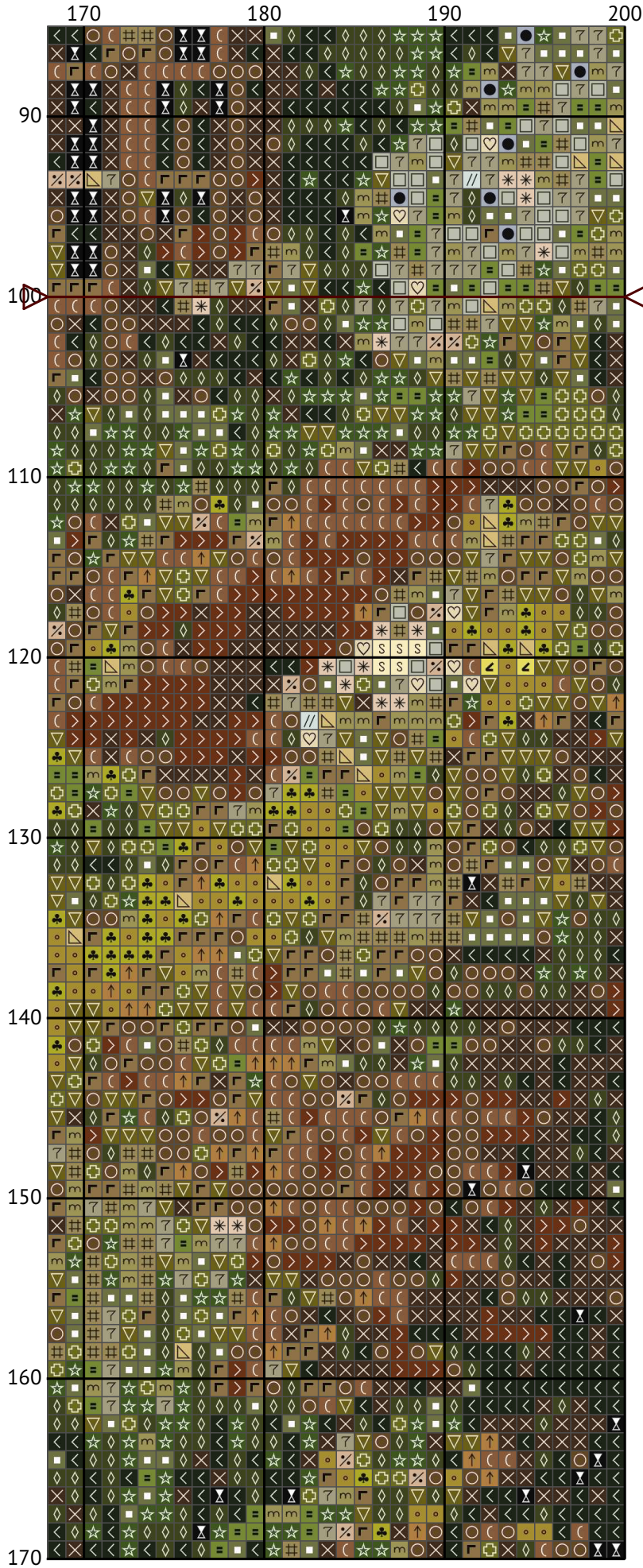
A storybook-like cottage



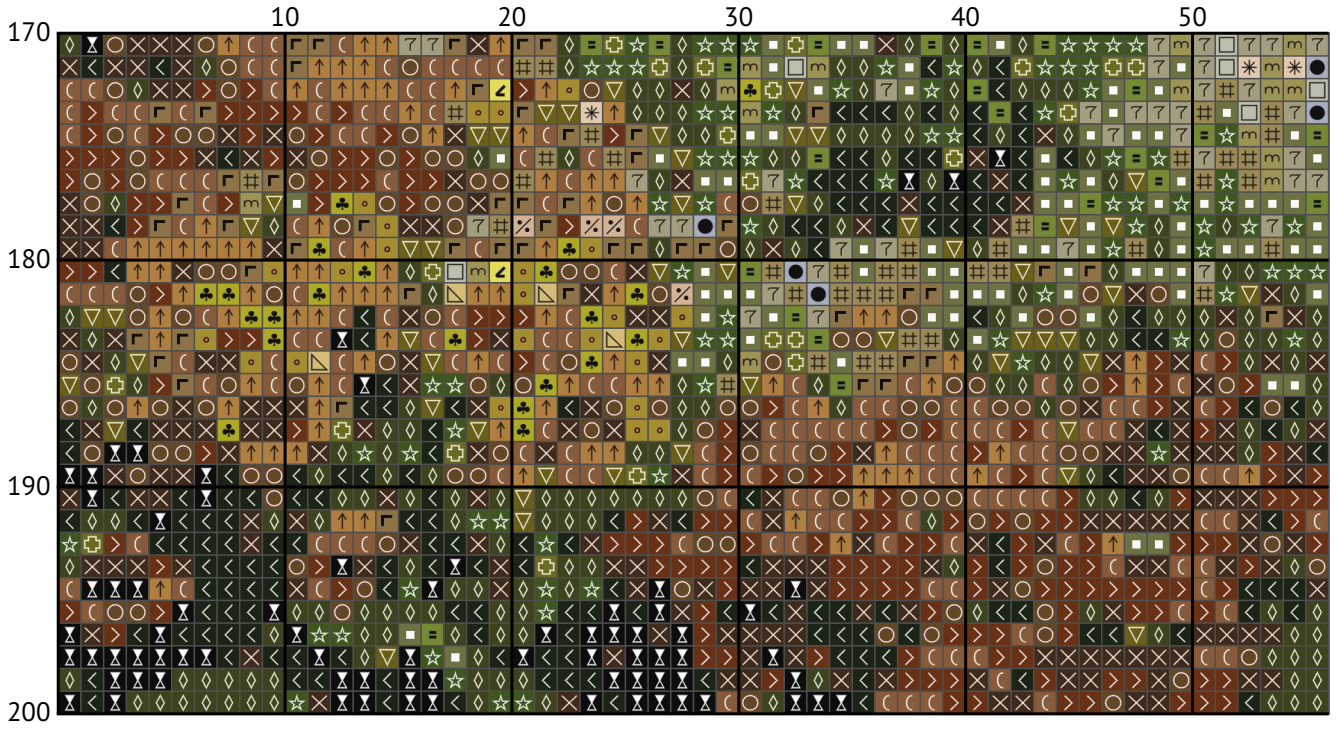
A storybook-like cottage




A storybook-like cottage



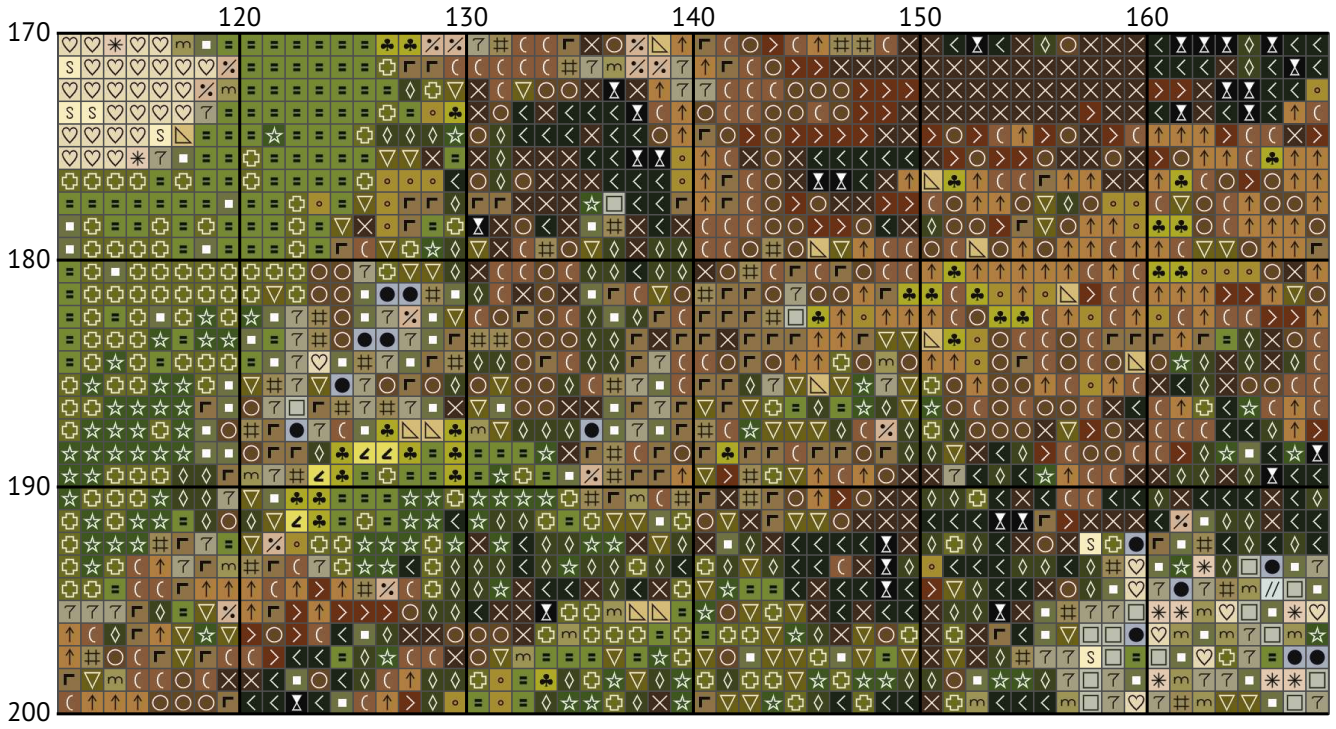
A storybook-like cottage



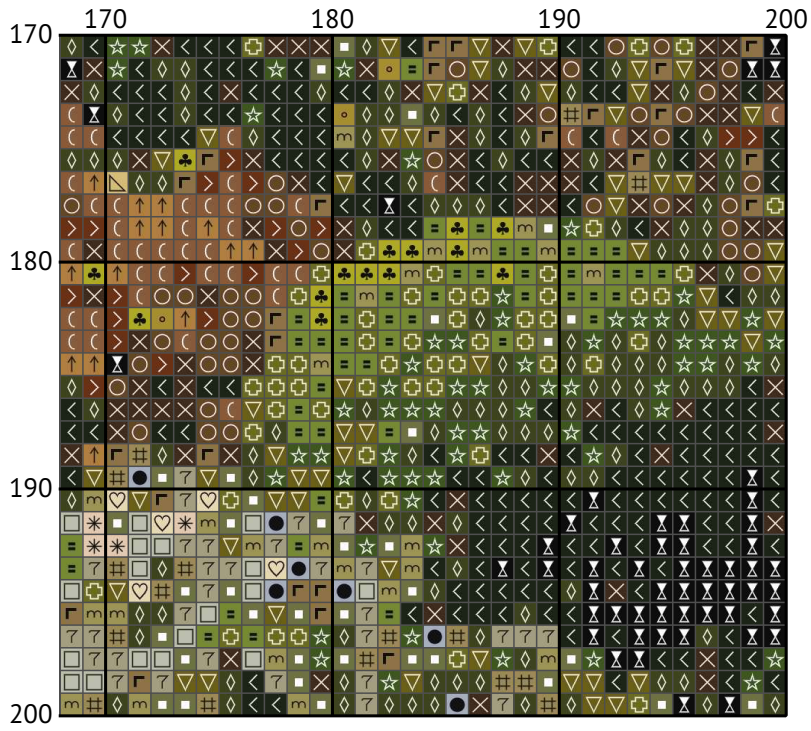
A storybook-like cottage



A storybook-like cottage



A storybook-like cottage



A storybook-like cottage
Floss list for crosses

How to Convert Cross Stitch Pattern Sizes: A Step-by-Step Guide

When you download a cross stitch pattern, you'll often find the design size expressed in stitches, such as "Design size: 200 x 200 stitches." To determine the physical dimensions of your design, you need to know the fabric's thread count, typically referred to as the "count." In this guide, we'll walk you through converting stitch count to inches and centimeters for a 14-count Aida fabric.

Understanding Fabric Count

The fabric count indicates how many threads (or squares) there are per inch. For example, a 14-count Aida fabric has 14 stitches per inch. This information is crucial for calculating the physical size of your cross stitch design.

Example Calculation for 200 x 200 Stitches on 14-Count Aida

Given:

Design size: 200 x 200 stitches

Fabric count: 14-count Aida

Steps to Calculate:

Calculate the size in inches:

Width: $200 \text{ stitches} \div 14 \text{ stitches per inch} = 14.29 \text{ inches}$

Height: $200 \text{ stitches} \div 14 \text{ stitches per inch} = 14.29 \text{ inches}$

Convert inches to centimeters (1 inch = 2.54 cm):

Width: $14.29 \text{ inches} \times 2.54 \text{ cm/inch} = 36.30 \text{ cm}$

Height: $14.29 \text{ inches} \times 2.54 \text{ cm/inch} = 36.30 \text{ cm}$

Summary of Dimensions for 14-Count Aida

















Width: 14.29 inches (36.30 cm)

Height: 14.29 inches (36.30 cm)











































Conclusion

By following these steps, you can easily convert any design size in stitches to its physical dimensions in inches or centimeters based on the fabric count you are using. This ensures that your finished cross stitch piece will fit perfectly in your chosen frame or display area.

Happy stitching!

N	Symbol	Number	Name	Stitches
1		 DMC B5200	Snow White	395
2		 DMC 165	Moss Green - Very Light	212
3		 DMC 166	Moss Green - Medium Light	951
4		 DMC 310	Black	961
5		 DMC 372	Mustard - Light	1282
6		 DMC 415	Pearl Gray	521
7		 DMC 433	Brown - Medium	659
8		 DMC 471	Avocado Green - Very Light	1830

A storybook-like cottage

N	Symbol	Number	Name	Stitches
9		 DMC 543	Beige - Ultra Very Light	747
10		 DMC 580	Moss Green - Dark	2292
11		 DMC 610	Drab Brown - Dark	2145
12		 DMC 612	Drab Brown - Light	1639
13		 DMC 712	Cream	1096
14		 DMC 732	Olive Green	1877
15		 DMC 734	Olive Green - Light	402
16		 DMC 746	Off White	587
17		 DMC 934	Avocado Green - Black	2650
18		 DMC 3013	Khaki Green - Light	1112
19		 DMC 3023	Brown Gray - Light	1516
20		 DMC 3024	Brown Gray - Very Light	1096
21		 DMC 3047	Yellow Beige - Light	625
22		 DMC 3051	Green Gray - Dark	4014
23		 DMC 3052	Green Gray - Medium	1792
24		 DMC 3346	Hunter Green	2750
25		 DMC 3756	Baby Blue - Ultra Very Light	627
26		 DMC 3770	Tawny - Very Light	963
27		 DMC 3781	Mocha Brown - Dark	3044
28		 DMC 3828	Hazelnut Brown	613
29		 DMC 3863	Mocha Beige - Medium	1602