

# African savannah scene during sunset


Cross stitch chart from [patterns.stitchingsecrets.com](https://patterns.stitchingsecrets.com)

---




Design size: 300 x 300 stitches


African savannah scene during sunset




African savannah scene during sunset




African savannah scene during sunset




African savannah scene during sunset



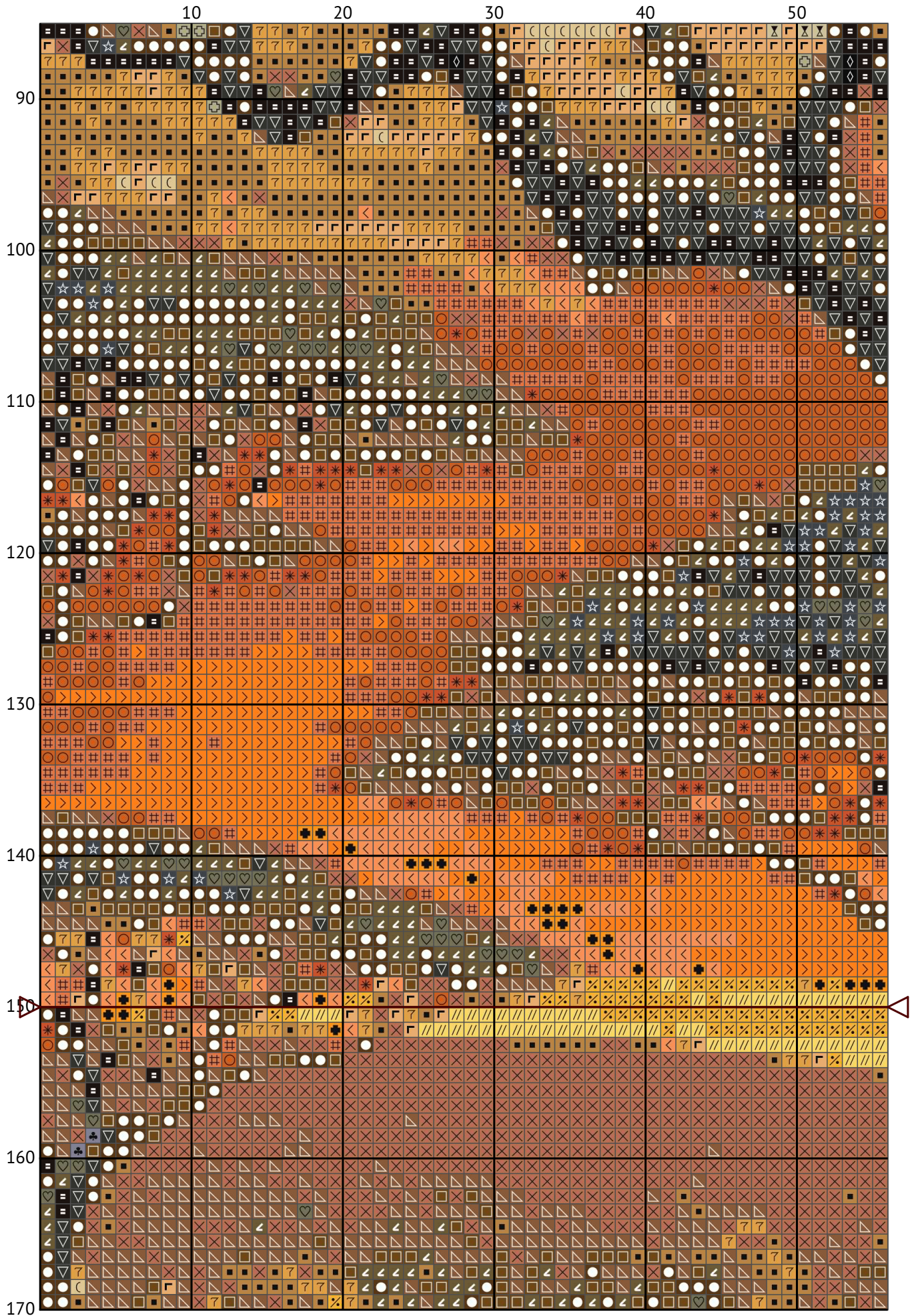
African savannah scene during sunset



African savannah scene during sunset



African savannah scene during sunset

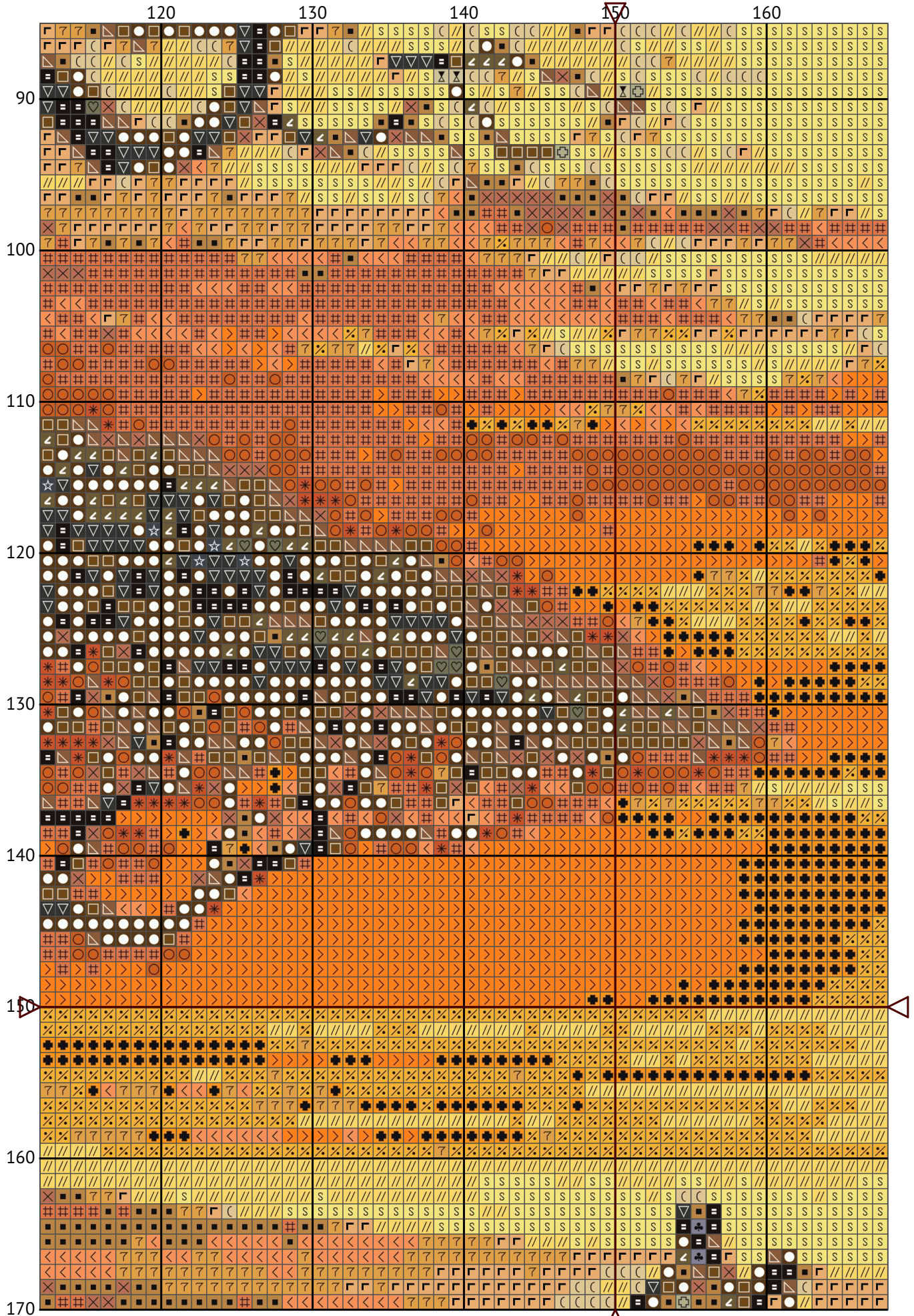




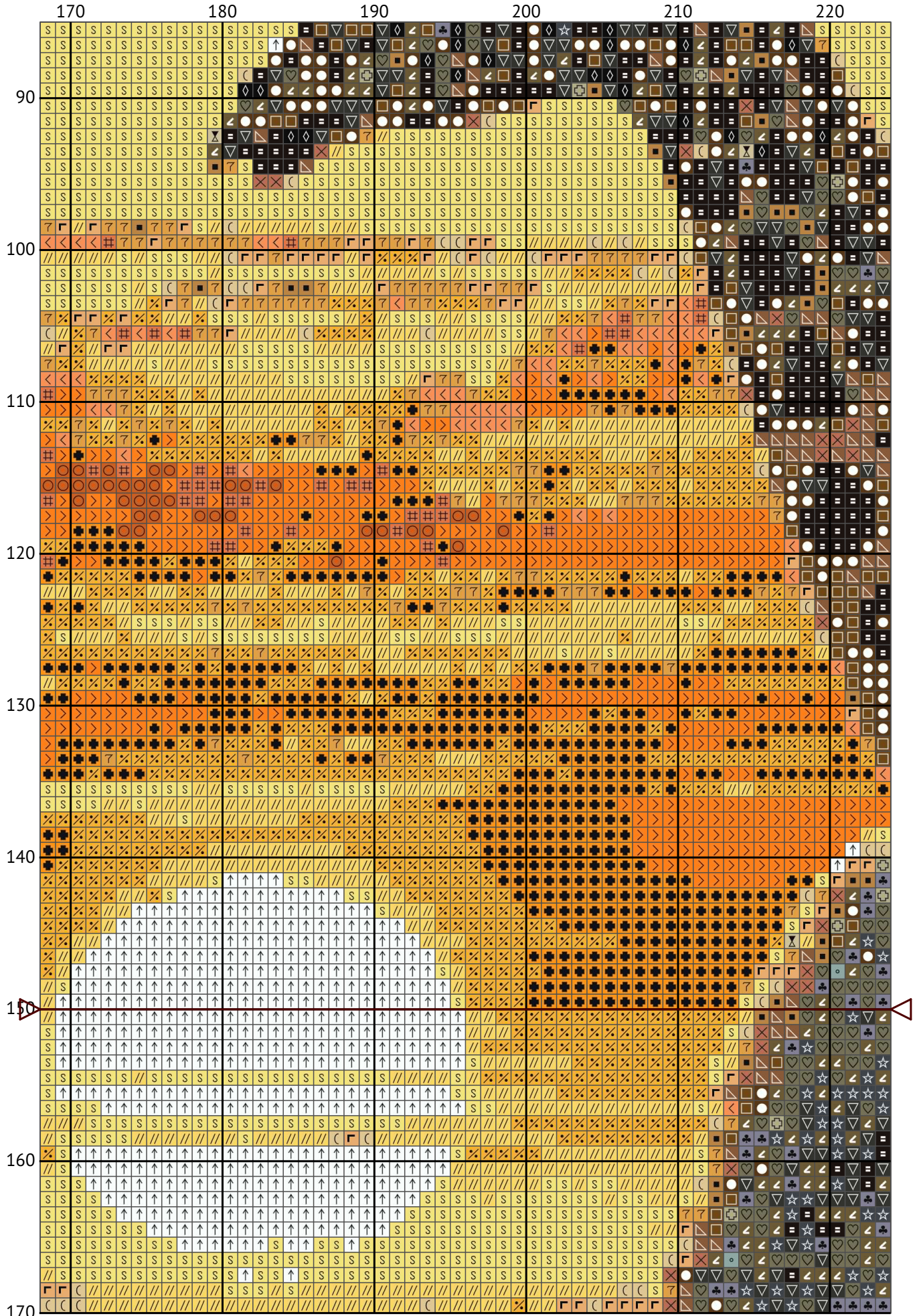
African savannah scene during sunset




African savannah scene during sunset




African savannah scene during sunset




African savannah scene during sunset




African savannah scene during sunset




African savannah scene during sunset



African savannah scene during sunset




African savannah scene during sunset







African savannah scene during sunset




African savannah scene during sunset




African savannah scene during sunset




African savannah scene during sunset




African savannah scene during sunset




African savannah scene during sunset



African savannah scene during sunset




African savannah scene during sunset





African savannah scene during sunset



## Floss list for crosses

## How to Convert Cross Stitch Pattern Sizes: A Step-by-Step Guide

When you download a cross stitch pattern, you'll often find the design size expressed in stitches, such as "Design size: 300 x 300 stitches." To determine the physical dimensions of your design, you need to know the fabric's thread count, typically referred to as the "count." In this guide, we'll walk you through converting stitch count to inches and centimeters for a 14-count Aida fabric.

## Understanding Fabric Count

The fabric count indicates how many threads (or squares) there are per inch. For example, a 14-count Aida fabric has 14 stitches per inch. This information is crucial for calculating the physical size of your cross stitch design.

## Example Calculation for 300 x 300 Stitches on 14-Count Aida

Given:

Design size: 300 x 300 stitches

Fabric count: 14-count Aida

Steps to Calculate:

Calculate the size in inches:

Width: 300 stitches ÷ 14 stitches per inch = 21.43 inches

Height: 300 stitches ÷ 14 stitches per inch = 21.43 inches

Convert inches to centimeters (1 inch = 2.54 cm):

Width: 21.43 inches × 2.54 cm/inch = 54.43 cm

Height: 21.43 inches × 2.54 cm/inch = 54.43 cm

## Summary of Dimensions for 14-Count Aida












Width: 21.43 inches (54.43 cm)

Height: 21.43 inches (54.43 cm)







































## Conclusion

By following these steps, you can easily convert any design size in stitches to its physical dimensions in inches or centimeters based on the fabric count you are using. This ensures that your finished cross stitch piece will fit perfectly in your chosen frame or display area.

Happy stitching!

N	Symbol	Number	Name	Stitches
1		DMC B5200	Snow White	488
2		DMC 310	Black	2763
3		DMC 318	Steel Gray - Light	1171
4		DMC 402	Mahogany - Very Light	2196
5		DMC 413	Pewter Gray - Dark	4167
6		DMC 524	Fern Green - Very Light	1419
7		DMC 611	Drab Brown	5296
8		DMC 613	Drab Brown - Very Light	1239
9		DMC 646	Beaver Gray - Dark	3151
10		DMC 676	Old Gold - Light	3429
11		DMC 725	Topaz - Medium Light	1578

African savannah scene during sunset

N	Symbol	Number	Name	Stitches
12		 DMC 739	Tan - Ultra Very Light	2543
13		 DMC 741	Tangerine - Medium	1677
14		 DMC 742	Tangerine - Light	1200
15		 DMC 744	Yellow - Pale	2048
16		 DMC 829	Golden Olive - Very Dark	4488
17		 DMC 869	Hazelnut Brown - Very Dark	7108
18		 DMC 927	Gray Green - Light	1544
19		 DMC 928	Gray Green - Very Light	738
20		 DMC 932	Antique Blue - Light	571
21		 DMC 976	Golden Brown - Medium	1040
22		 DMC 3045	Yellow Beige - Dark	5589
23		 DMC 3064	Desert Sand	3366
24		 DMC 3078	Golden Yellow - Very Light	2786
25		 DMC 3371	Black Brown	9212
26		 DMC 3776	Mahogany - Light	285
27		 DMC 3799	Pewter Gray - Very Dark	9715
28		 DMC 3825	Pumpkin - Pale	910
29		 DMC 3856	Mahogany - Ultra Very Light	3404
30		 DMC 3863	Mocha Beige - Medium	4879