


A portrait of two wolves

Cross stitch chart from patterns.stitchingsecrets.com




Design size: 200 x 200 stitches


A portrait of two wolves



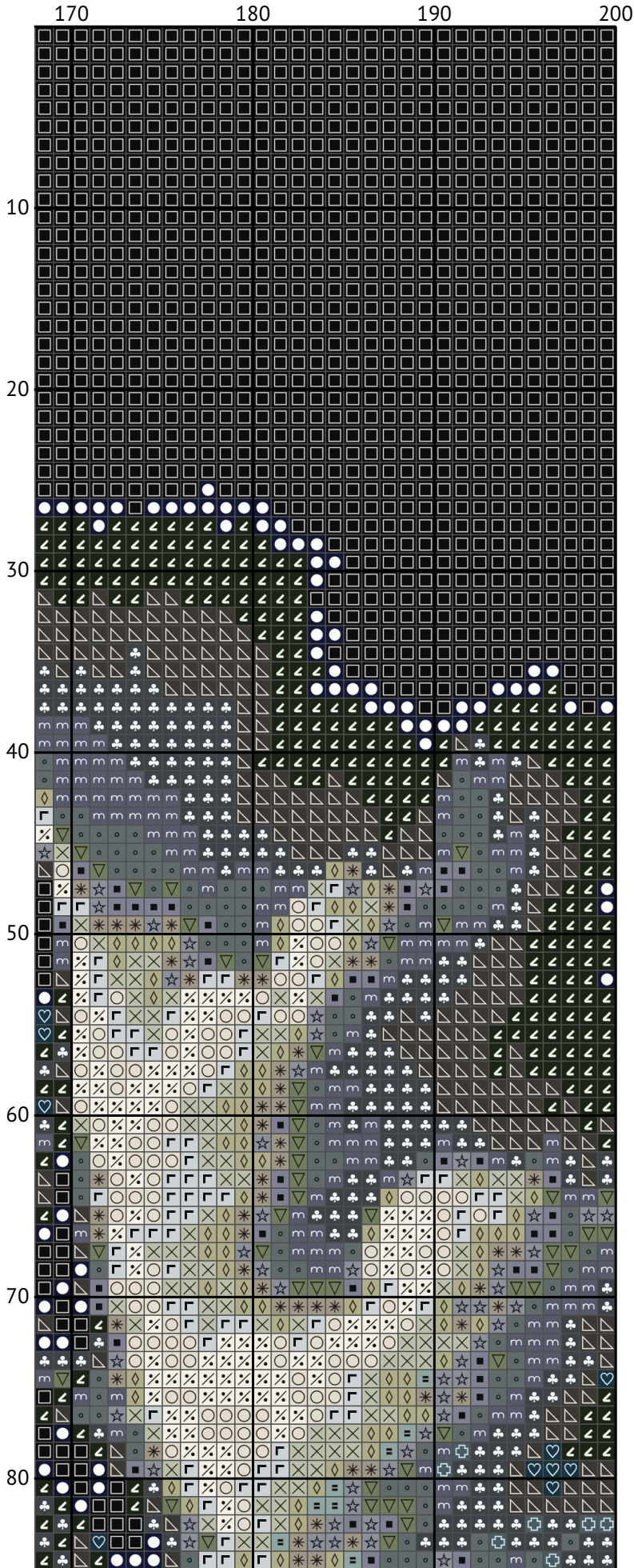
A portrait of two wolves




A portrait of two wolves




A portrait of two wolves




A portrait of two wolves



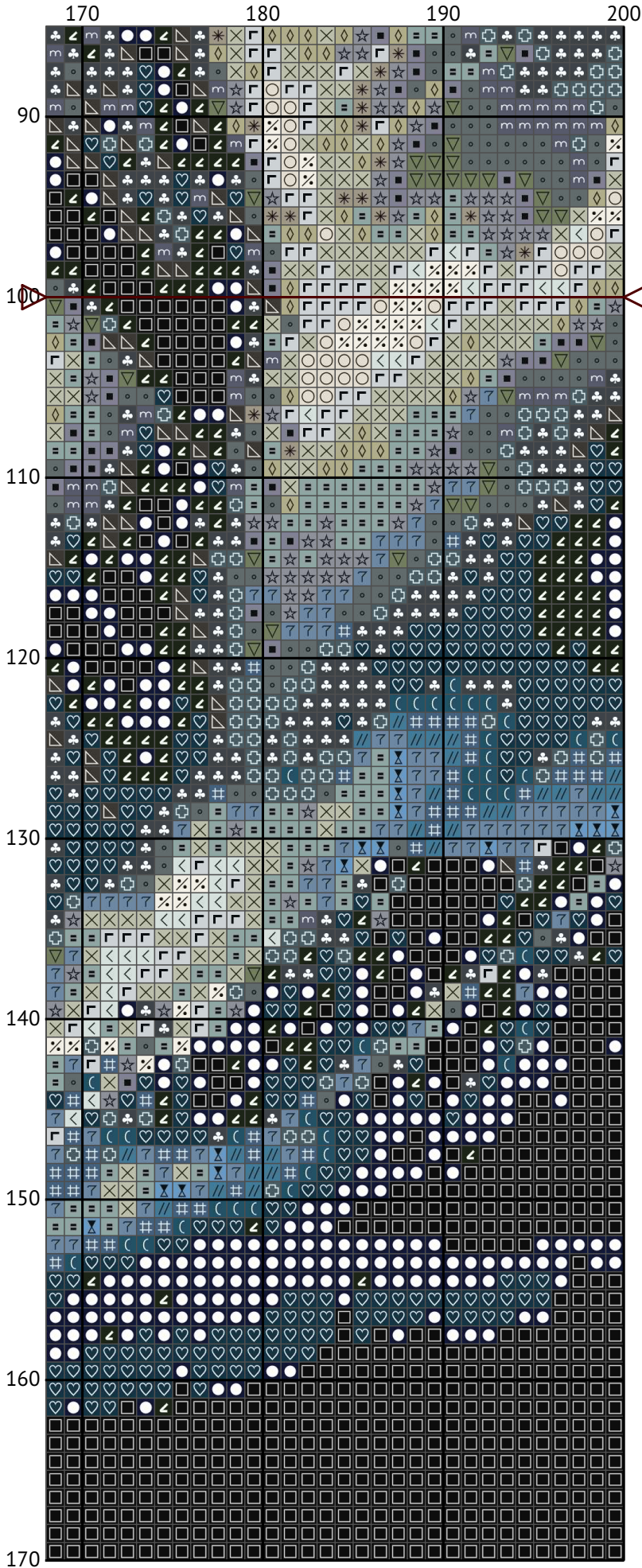
A portrait of two wolves




A portrait of two wolves




A portrait of two wolves




A portrait of two wolves



A portrait of two wolves



A portrait of two wolves



Floss list for crosses

How to Convert Cross Stitch Pattern Sizes: A Step-by-Step Guide

When you download a cross stitch pattern, you'll often find the design size expressed in stitches, such as "Design size: 200 x 200 stitches." To determine the physical dimensions of your design, you need to know the fabric's thread count, typically referred to as the "count." In this guide, we'll walk you through converting stitch count to inches and centimeters for a 14-count Aida fabric.

Understanding Fabric Count

The fabric count indicates how many threads (or squares) there are per inch. For example, a 14-count Aida fabric has 14 stitches per inch. This information is crucial for calculating the physical size of your cross stitch design.

Example Calculation for 200 x 200 Stitches on 14-Count Aida

Given:

Design size: 200 x 200 stitches

Fabric count: 14-count Aida

Steps to Calculate:

Calculate the size in inches:

Width: $200 \text{ stitches} \div 14 \text{ stitches per inch} = 14.29 \text{ inches}$

Height: $200 \text{ stitches} \div 14 \text{ stitches per inch} = 14.29 \text{ inches}$

Convert inches to centimeters (1 inch = 2.54 cm):

Width: $14.29 \text{ inches} \times 2.54 \text{ cm/inch} = 36.30 \text{ cm}$

Height: $14.29 \text{ inches} \times 2.54 \text{ cm/inch} = 36.30 \text{ cm}$

Summary of Dimensions for 14-Count Aida

















Width: 14.29 inches (36.30 cm)

Height: 14.29 inches (36.30 cm)









































Conclusion

By following these steps, you can easily convert any design size in stitches to its physical dimensions in inches or centimeters based on the fabric count you are using. This ensures that your finished cross stitch piece will fit perfectly in your chosen frame or display area.

Happy stitching!

N	Symbol	Number	Name	Stitches
1	 	DMC 03	Tin - Medium	795
2	 	DMC 169	Pewter - Light	1383
3	 	DMC 310	Black	17674
4	 	DMC 317	Pewter Gray	974
5	 	DMC 318	Steel Gray - Light	566
6	 	DMC 413	Pewter Gray - Dark	2126
7	 	DMC 519	Sky Blue	114
8	 	DMC 524	Fern Green - Very Light	408

A portrait of two wolves

N	Symbol	Number	Name	Stitches
9		 DMC 597	Turquoise	91
10		 DMC 648	Beaver Gray - Light	177
11		 DMC 762	Pearl Gray - Very Light	816
12		 DMC 800	Delft Blue - Pale	74
13		 DMC 807	Peacock Blue	257
14		 DMC 823	Navy Blue - Dark	2573
15		 DMC 844	Beaver Gray - Ultra Dark	1385
16		 DMC 927	Gray Green - Light	853
17		 DMC 931	Antique Blue - Medium	347
18		 DMC 932	Antique Blue - Light	437
19		 DMC 934	Avocado Green - Black	2521
20		 DMC 938	Coffee Brown - Ultra Dark	10
21		 DMC 3022	Brown Gray - Medium	496
22		 DMC 3024	Brown Gray - Very Light	1038
23		 DMC 3756	Baby Blue - Ultra Very Light	355
24		 DMC 3768	Gray Green - Dark	789
25		 DMC 3808	Turquoise - Ultra Very Dark	2124
26		 DMC 3809	Turquoise - Very Dark	488
27		 DMC 3865	Winter White	766
28		 DMC 3866	Mocha - Ultra Very Light	363