

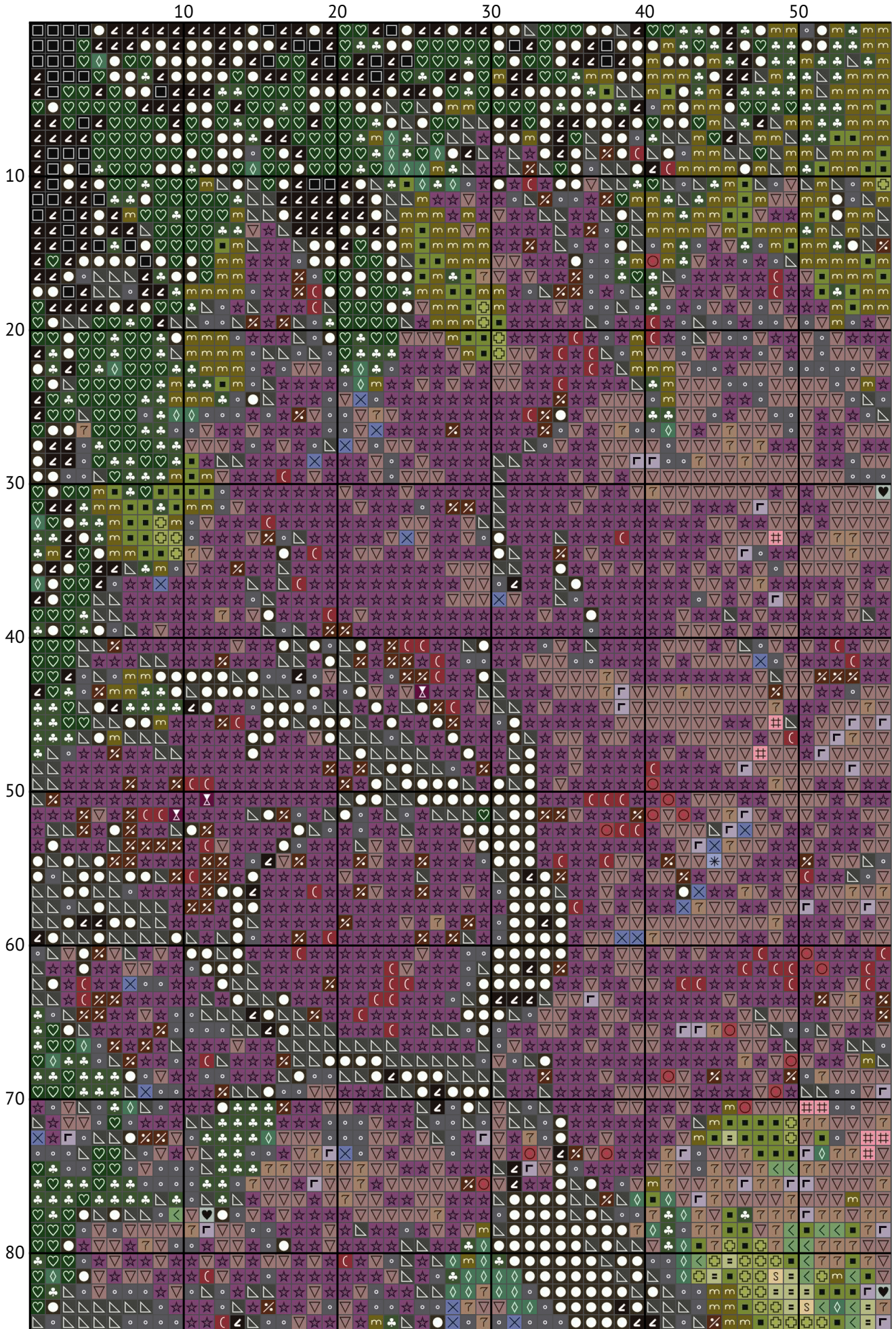
A peaceful, springtime garden

Cross stitch chart from patterns.stitchingsecrets.com

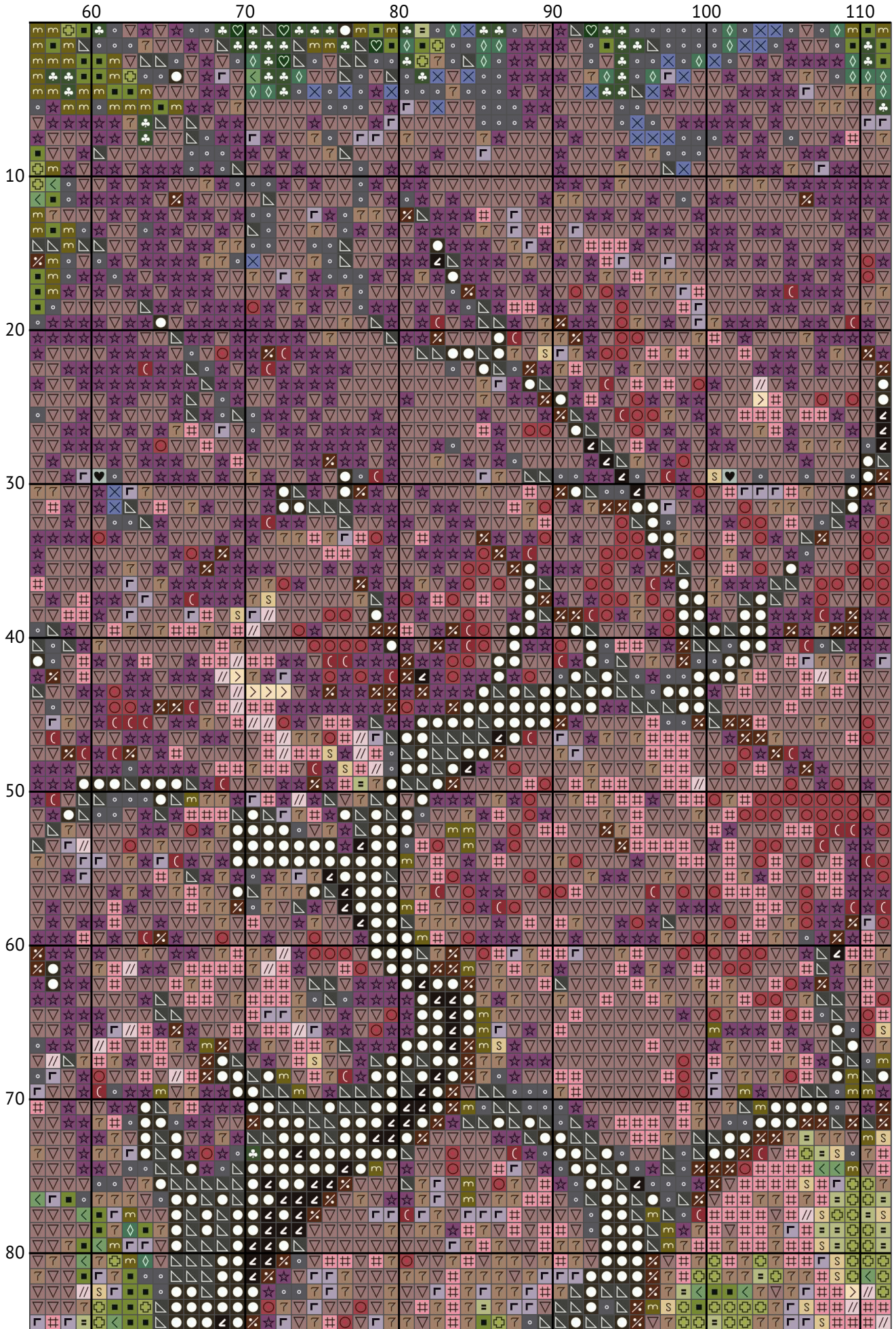


Design size: 300 x 300 stitches

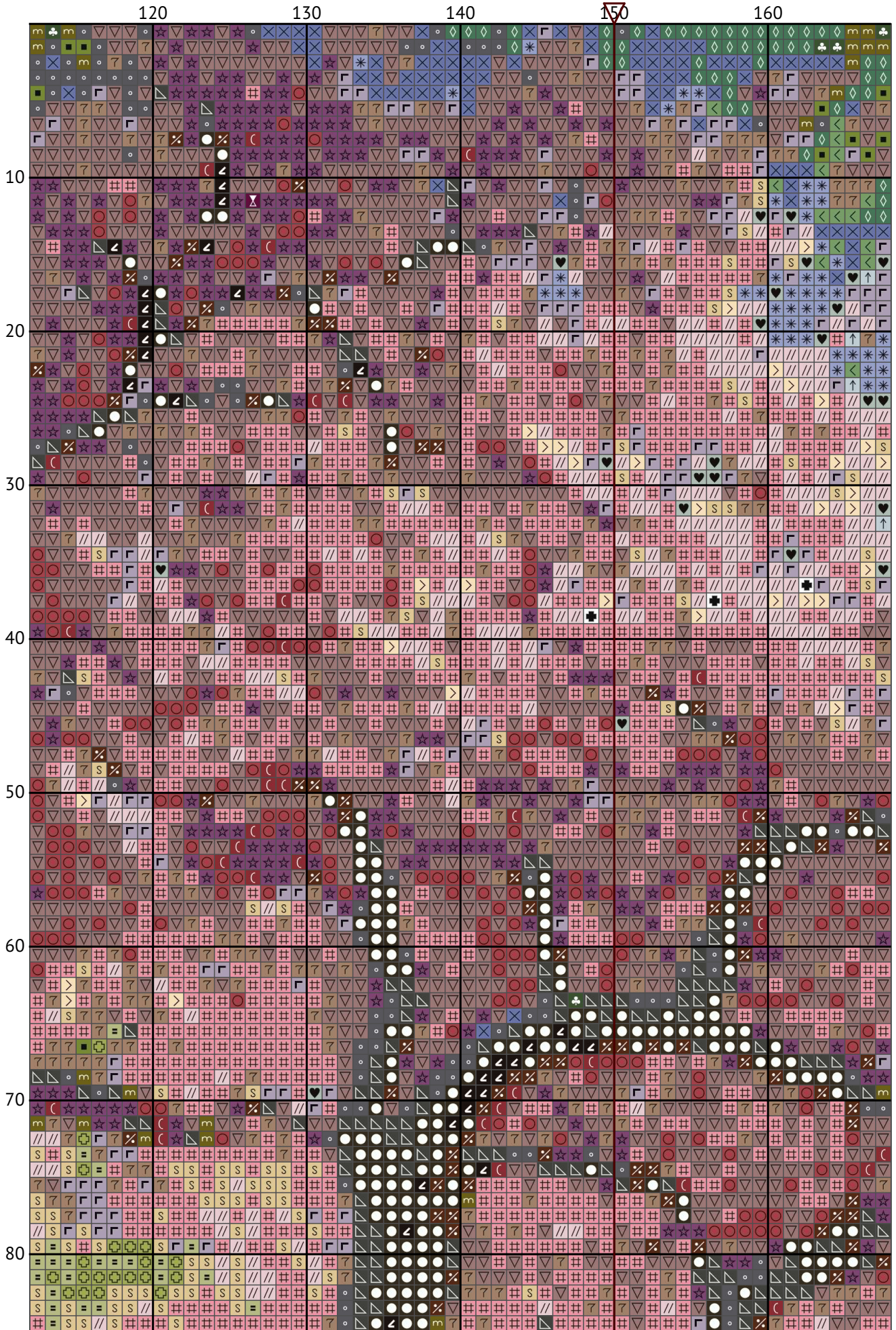
A peaceful, springtime garden




A peaceful, springtime garden



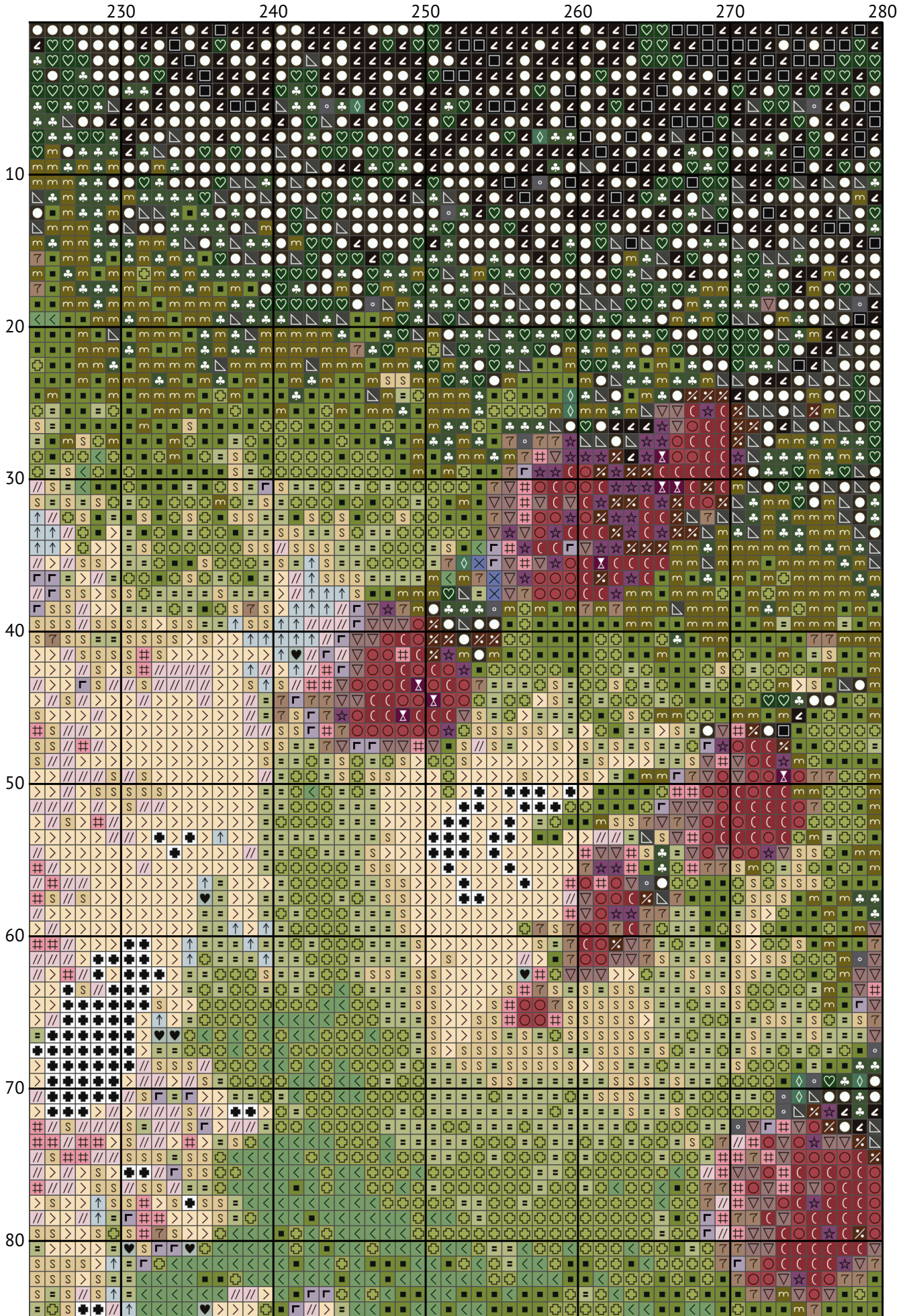
A peaceful, springtime garden




A peaceful, springtime garden



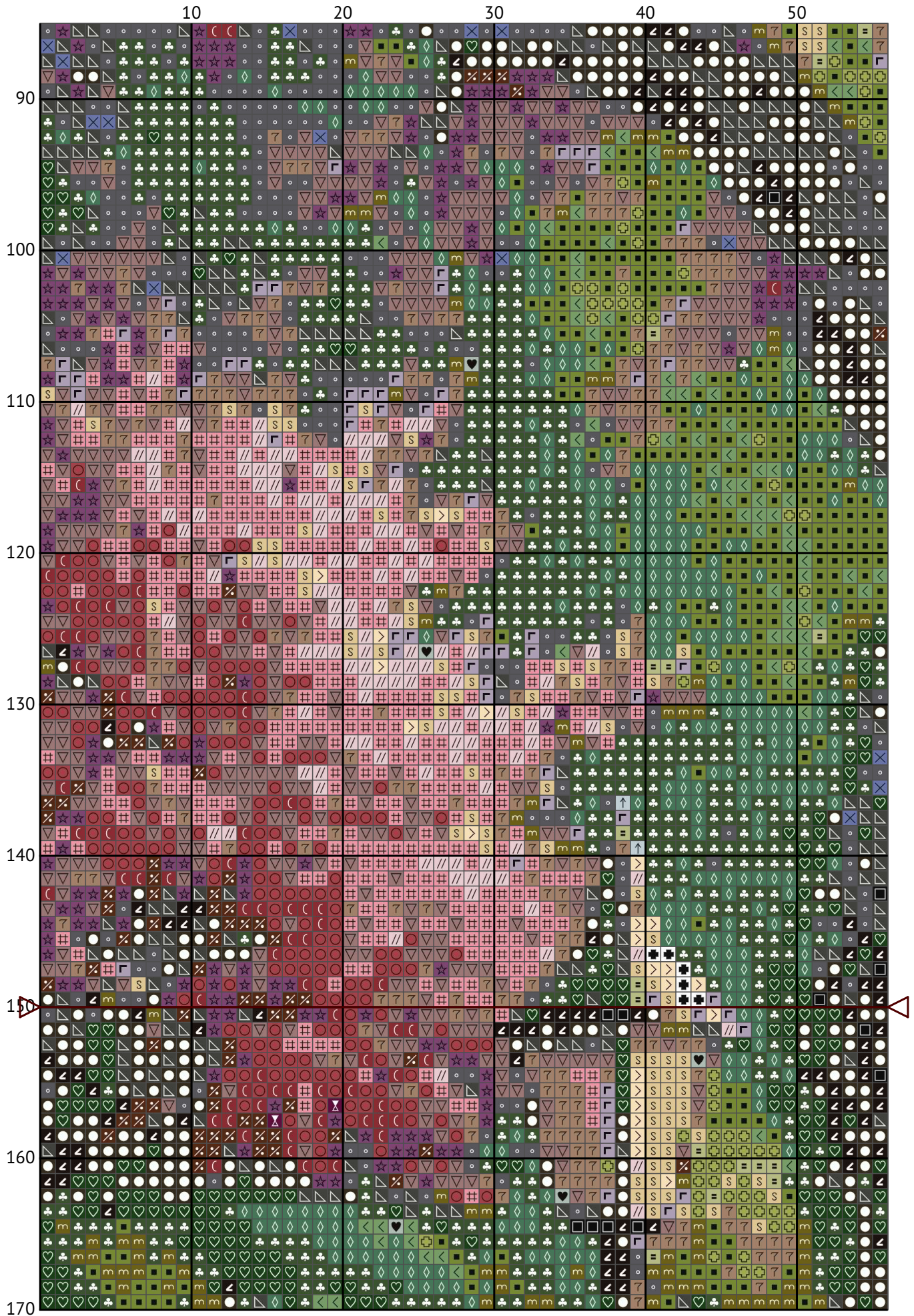
A peaceful, springtime garden




A peaceful, springtime garden




A peaceful, springtime garden




A peaceful, springtime garden




A peaceful, springtime garden



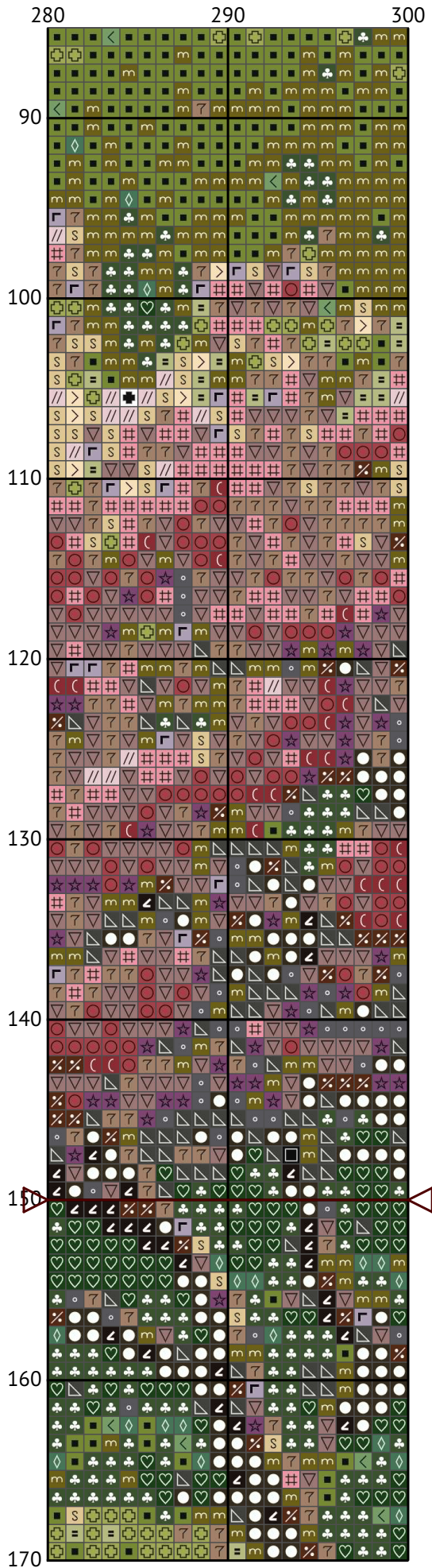
A peaceful, springtime garden




A peaceful, springtime garden




A peaceful, springtime garden




A peaceful, springtime garden



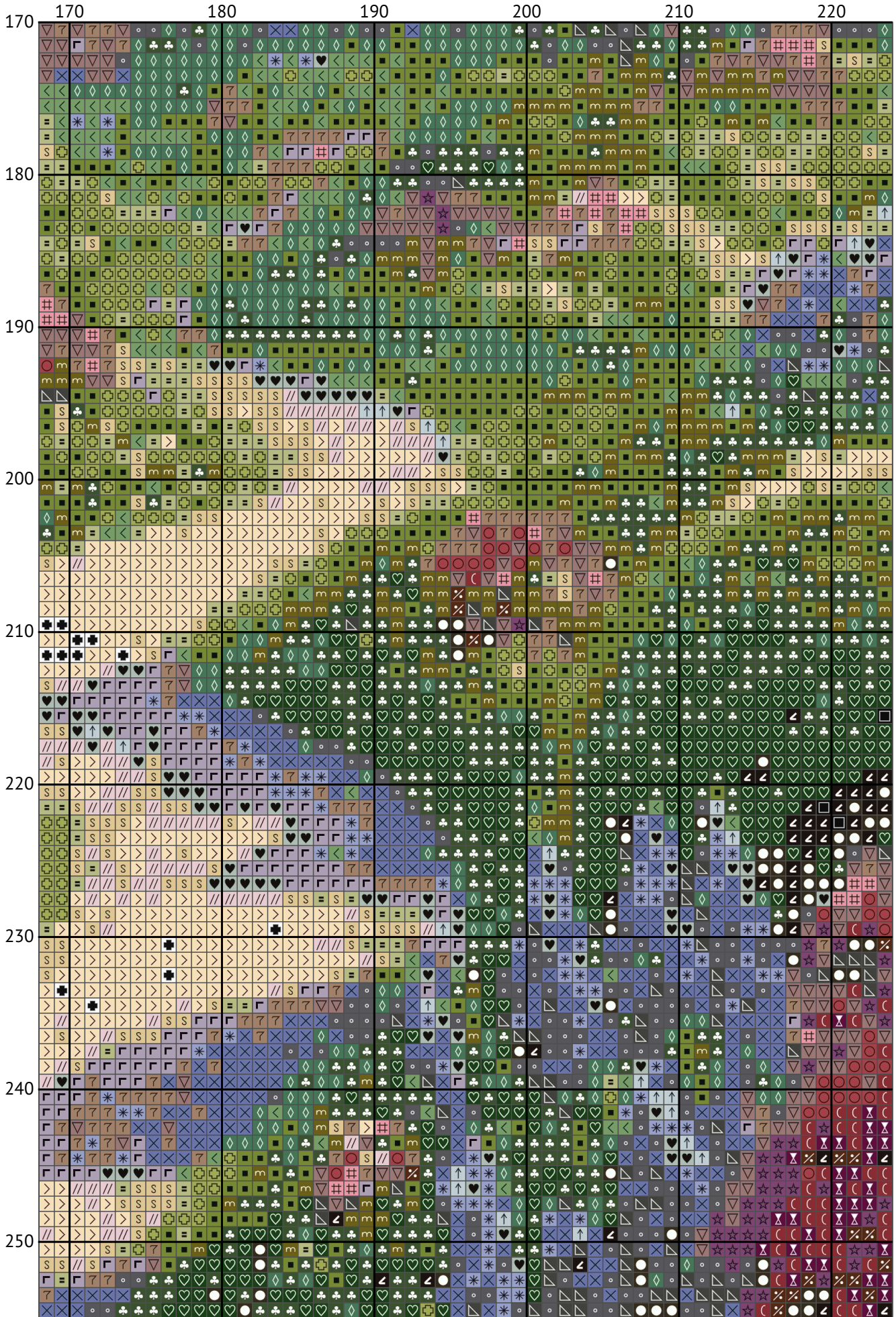
A peaceful, springtime garden




A peaceful, springtime garden




A peaceful, springtime garden




A peaceful, springtime garden




A peaceful, springtime garden




A peaceful, springtime garden




A peaceful, springtime garden




A peaceful, springtime garden




A peaceful, springtime garden



A peaceful, springtime garden



A peaceful, springtime garden



Floss list for crosses

How to Convert Cross Stitch Pattern Sizes: A Step-by-Step Guide

When you download a cross stitch pattern, you'll often find the design size expressed in stitches, such as "Design size: 300 x 300 stitches." To determine the physical dimensions of your design, you need to know the fabric's thread count, typically referred to as the "count." In this guide, we'll walk you through converting stitch count to inches and centimeters for a 14-count Aida fabric.

Understanding Fabric Count

The fabric count indicates how many threads (or squares) there are per inch. For example, a 14-count Aida fabric has 14 stitches per inch. This information is crucial for calculating the physical size of your cross stitch design.

Example Calculation for 300 x 300 Stitches on 14-Count Aida

Given:

Design size: 300 x 300 stitches

Fabric count: 14-count Aida

Steps to Calculate:

Calculate the size in inches:

Width: 300 stitches ÷ 14 stitches per inch = 21.43 inches

Height: 300 stitches ÷ 14 stitches per inch = 21.43 inches

Convert inches to centimeters (1 inch = 2.54 cm):

Width: 21.43 inches × 2.54 cm/inch = 54.43 cm

Height: 21.43 inches × 2.54 cm/inch = 54.43 cm

Summary of Dimensions for 14-Count Aida









Width: 21.43 inches (54.43 cm)

Height: 21.43 inches (54.43 cm)












































Conclusion

By following these steps, you can easily convert any design size in stitches to its physical dimensions in inches or centimeters based on the fabric count you are using. This ensures that your finished cross stitch piece will fit perfectly in your chosen frame or display area.

Happy stitching!

| N | Symbol | Number | Name | Stitches |
|---|---|-----------|-------------------------|----------|
| 1 |  | DMC B5200 | Snow White | 662 |
| 2 |  | DMC 04 | Tin - Dark | 4300 |
| 3 |  | DMC 23 | Apple Blossom | 2584 |
| 4 |  | DMC 35 | Fuchsia - Very Dark | 459 |
| 5 |  | DMC 151 | Dusty Rose - Very Light | 5136 |
| 6 |  | DMC 159 | Gray Blue - Light | 1308 |
| 7 |  | DMC 160 | Gray Blue - Medium | 1825 |
| 8 |  | DMC 163 | Celadon Green - Medium | 3686 |

A peaceful, springtime garden

| N | Symbol | Number | Name | Stitches |
|----|---|---|--------------------------------------|----------|
| 9 |  |  | DMC 168 Pewter - Very Light | 627 |
| 10 |  |  | DMC 310 Black | 838 |
| 11 |  |  | DMC 368 Pistachio Green - Light | 2046 |
| 12 |  |  | DMC 471 Avocado Green - Very Light | 5209 |
| 13 |  |  | DMC 535 Ash Gray - Very Light | 4231 |
| 14 |  |  | DMC 732 Olive Green | 4140 |
| 15 |  |  | DMC 739 Tan - Ultra Very Light | 2774 |
| 16 |  |  | DMC 772 Yellow Green - Very Light | 1908 |
| 17 |  |  | DMC 801 Coffee Brown - Dark | 1290 |
| 18 |  |  | DMC 841 Beige Brown - Light | 3783 |
| 19 |  |  | DMC 928 Gray Green - Very Light | 1119 |
| 20 |  |  | DMC 951 Tawny - Light | 2541 |
| 21 |  |  | DMC 986 Forest Green - Very Dark | 4607 |
| 22 |  |  | DMC 3021 Brown Gray - Very Dark | 5500 |
| 23 |  |  | DMC 3348 Yellow Green - Light | 3222 |
| 24 |  |  | DMC 3362 Pine Green - Dark | 5919 |
| 25 |  |  | DMC 3371 Black Brown | 3025 |
| 26 |  |  | DMC 3721 Shell Pink - Dark | 1181 |
| 27 |  |  | DMC 3722 Shell Pink - Medium | 2176 |
| 28 |  |  | DMC 3743 Antique Violet - Very Light | 2058 |
| 29 |  |  | DMC 3835 Grape - Medium | 3902 |
| 30 |  |  | DMC 3861 Cocoa - Light | 7944 |