

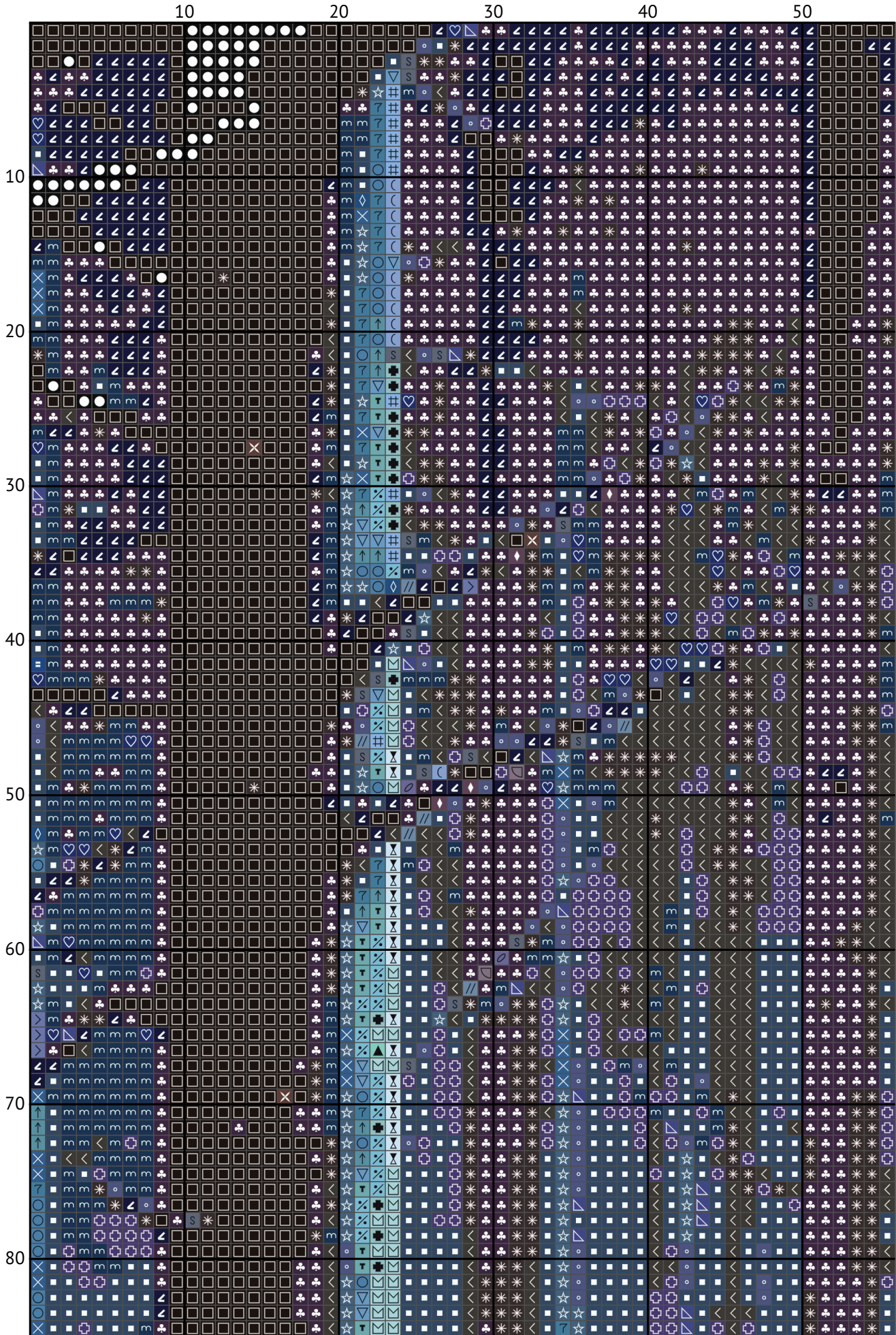
# A magical nighttime forest scene

Cross stitch chart from [patterns.stitchingsecrets.com](https://patterns.stitchingsecrets.com)




Design size: 300 x 300 stitches

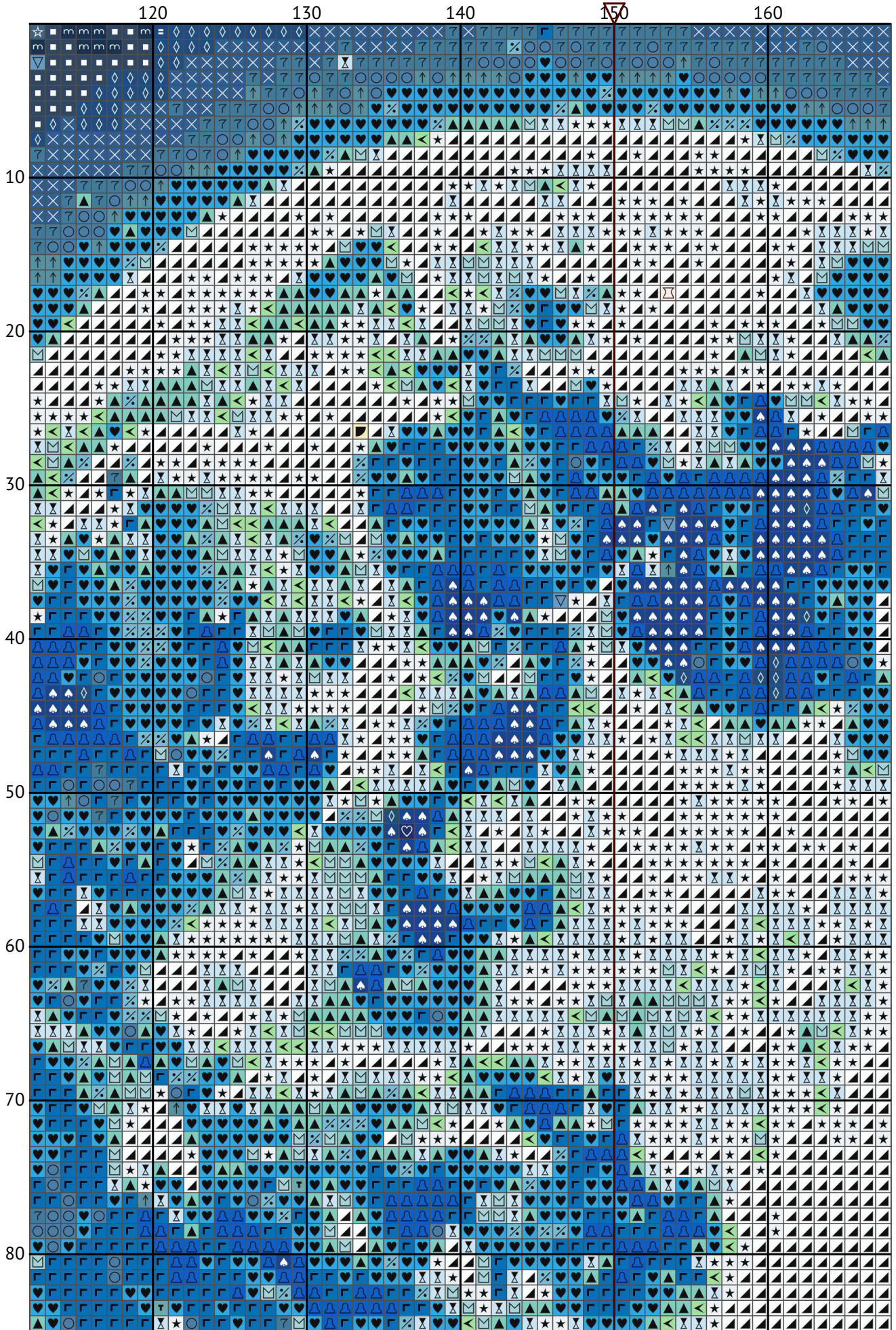
A magical nighttime forest scene




A magical nighttime forest scene




A magical nighttime forest scene



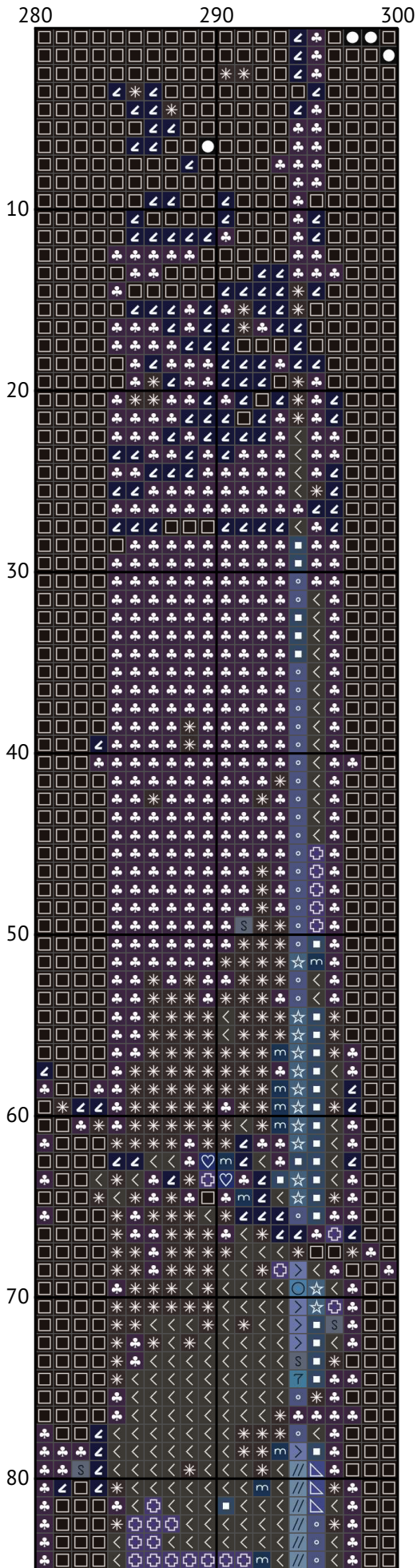
A magical nighttime forest scene




A magical nighttime forest scene



A magical nighttttime forest scene

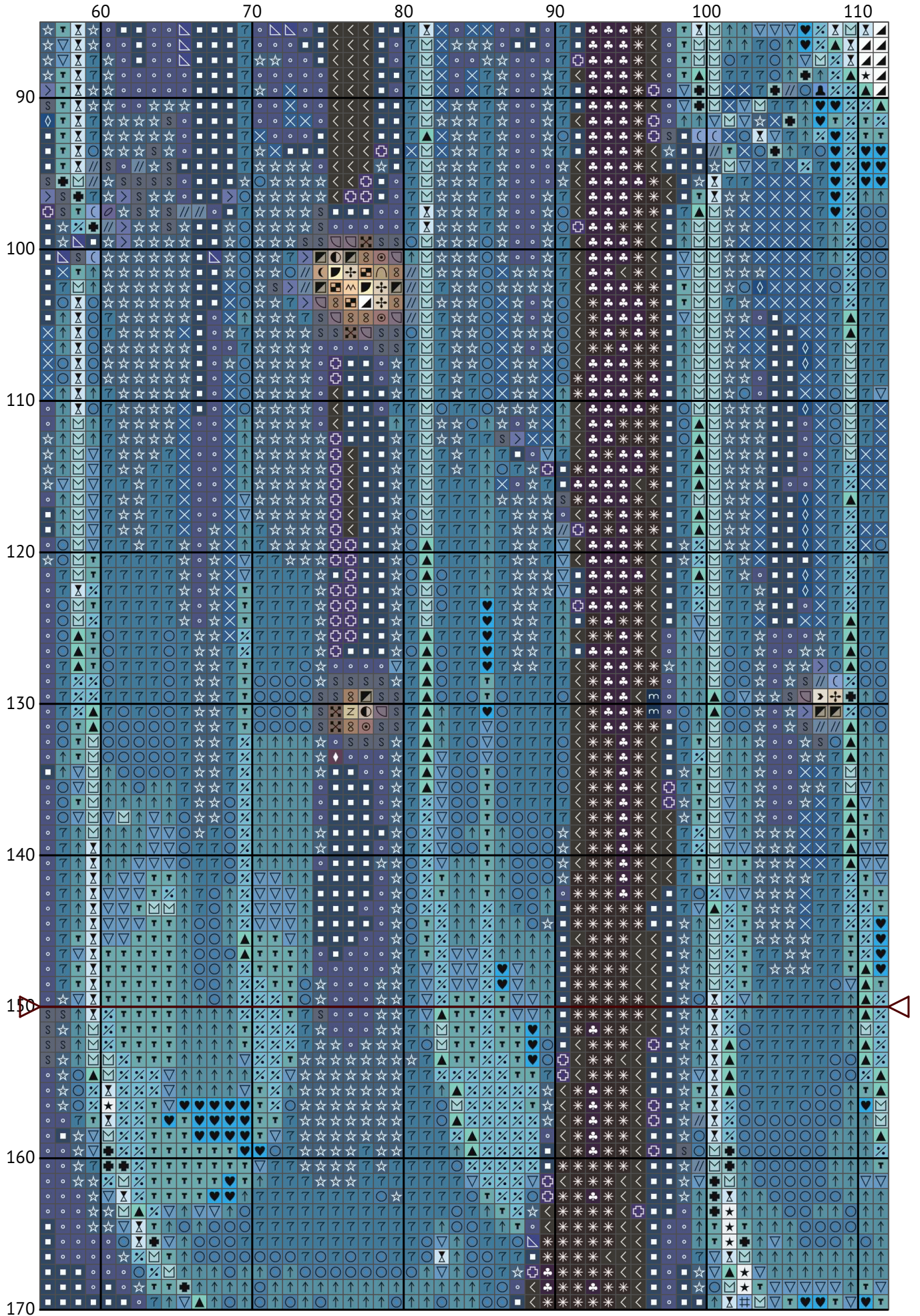


A magical nighttime forest scene

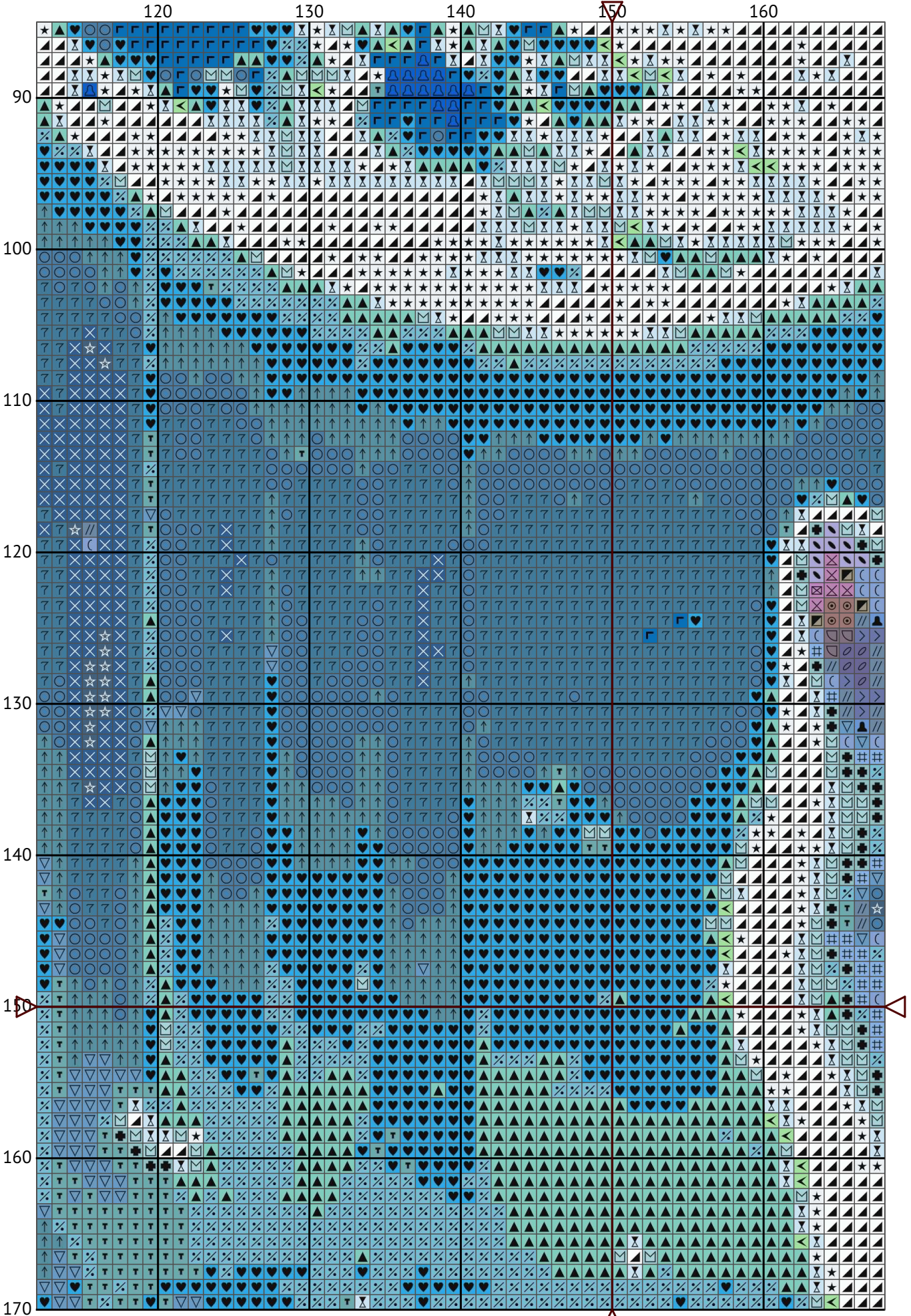





A magical nighttime forest scene




A magical nighttime forest scene




A magical nighttime forest scene




A magical nighttime forest scene




A magical nighttttime forest scene




A magical nighttime forest scene



A magical nighttime forest scene




A magical nighttime forest scene

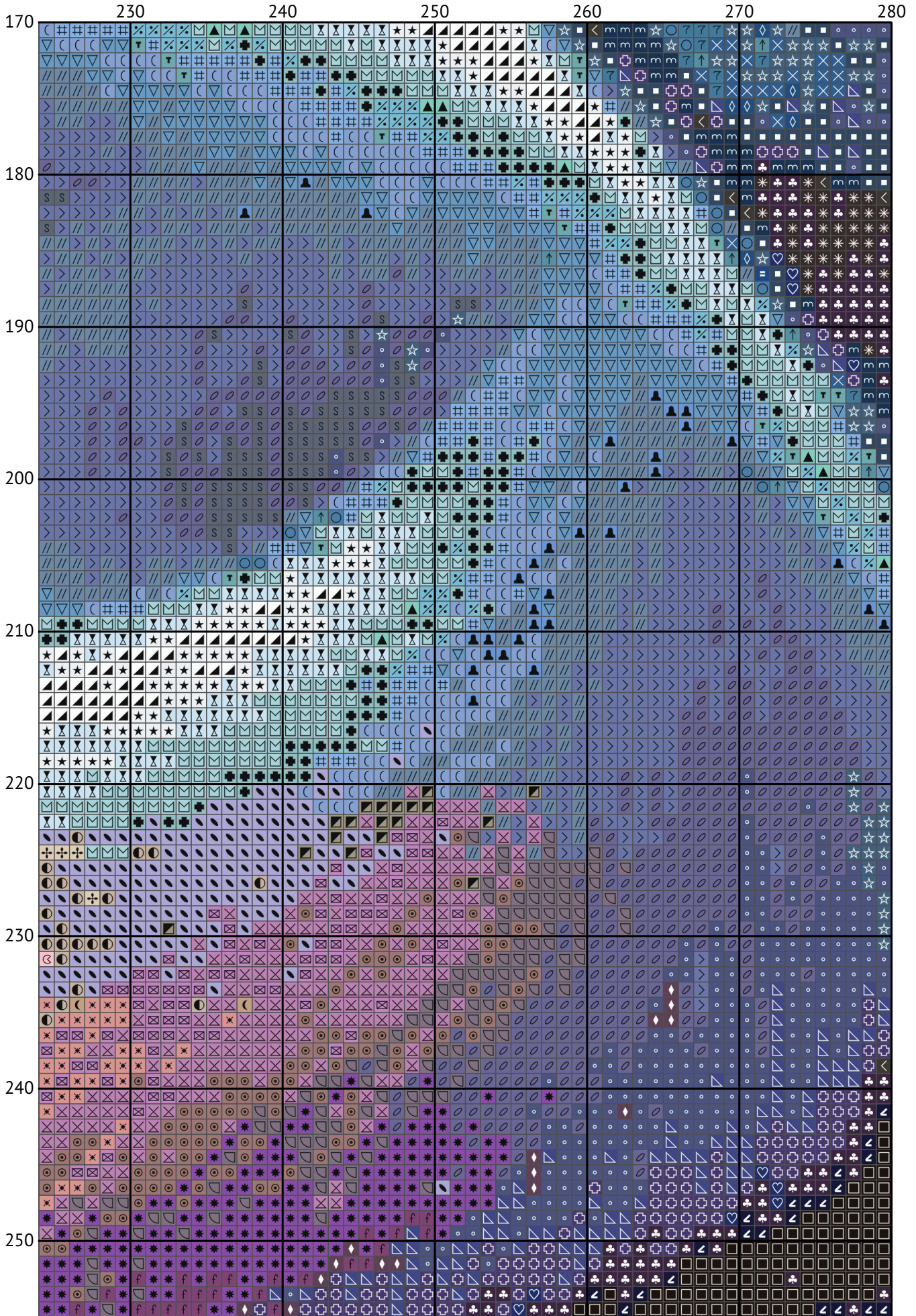





A magical nighttime forest scene




A magical nighttime forest scene




A magical nighttttime forest scene




A magical nighttime forest scene




A magical nighttime forest scene




A magical nighttime forest scene



A magical nighttime forest scene




A magical nighttime forest scene





A magical nighttttime forest scene



## Floss list for crosses

### How to Convert Cross Stitch Pattern Sizes: A Step-by-Step Guide

When you download a cross stitch pattern, you'll often find the design size expressed in stitches, such as "Design size: 300 x 300 stitches." To determine the physical dimensions of your design, you need to know the fabric's thread count, typically referred to as the "count." In this guide, we'll walk you through converting stitch count to inches and centimeters for a 14-count Aida fabric.

#### Understanding Fabric Count

The fabric count indicates how many threads (or squares) there are per inch. For example, a 14-count Aida fabric has 14 stitches per inch. This information is crucial for calculating the physical size of your cross stitch design.

#### Example Calculation for 300 x 300 Stitches on 14-Count Aida

Given:

Design size: 300 x 300 stitches

Fabric count: 14-count Aida

Steps to Calculate:

Calculate the size in inches:

Width:  $300 \text{ stitches} \div 14 \text{ stitches per inch} = 21.43 \text{ inches}$

Height:  $300 \text{ stitches} \div 14 \text{ stitches per inch} = 21.43 \text{ inches}$

Convert inches to centimeters (1 inch = 2.54 cm):

Width:  $21.43 \text{ inches} \times 2.54 \text{ cm/inch} = 54.43 \text{ cm}$

Height:  $21.43 \text{ inches} \times 2.54 \text{ cm/inch} = 54.43 \text{ cm}$

#### Summary of Dimensions for 14-Count Aida












Width: 21.43 inches (54.43 cm)

Height: 21.43 inches (54.43 cm)



















































#### Conclusion

By following these steps, you can easily convert any design size in stitches to its physical dimensions in inches or centimeters based on the fabric count you are using. This ensures that your finished cross stitch piece will fit perfectly in your chosen frame or display area.

Happy stitching!

N	Symbol	Number	Name	Stitches
1			DMC 05 Driftwood - Light	120
2			DMC 07 Driftwood	19
3			DMC 08 Driftwood - Dark	97
4			DMC B5200 Snow White	3301
5			DMC BLANK White	2457
6			DMC 09 Cocoa - Very Dark	3004
7			DMC 20 Shrimp	34
8			DMC 26 Lavender - Pale	262
9			DMC 29 Eggplant	7671
10			DMC 30 Blueberry - Medium Light	812
11			DMC 32 Blueberry - Dark	1644

























## A magical nightttime forest scene

N	Symbol	Number	Name	Stitches
12		 DMC 153	Violet - Very Light	129
13		 DMC 157	Cornflower Blue - Very Light	445
14		 DMC 158	Cornflower Blue - Medium Very Dark	1056
15		 DMC 160	Gray Blue - Medium	1160
16		 DMC 161	Gray Blue	2608
17		 DMC 167	Yellow Beige - Very Dark	39
18		 DMC 224	Shell Pink - Very Light	153
19		 DMC 310	Black	551
20		 DMC 312	Baby Blue - Very Dark	432
21		 DMC 371	Mustard	4
22		 DMC 402	Mahogany - Very Light	37
23		 DMC 414	Steel Gray - Dark	600
24		 DMC 422	Hazelnut Brown - Light	13
25		 DMC 451	Shell Gray - Dark	110
26		 DMC 518	Wedgwood - Light	3324
27		 DMC 519	Sky Blue	1734
28		 DMC 553	Violet	329
29		 DMC 597	Turquoise	2571
30		 DMC 598	Turquoise - Light	1069
31		 DMC 612	Drab Brown - Light	5
32		 DMC 613	Drab Brown - Very Light	15
33		 DMC 648	Beaver Gray - Light	62
34		 DMC 677	Old Gold - Very Light	2
35		 DMC 712	Cream	7
36		 DMC 738	Tan - Very Light	3
37		 DMC 739	Tan - Ultra Very Light	12
38		 DMC 746	Off White	54
39		 DMC 747	Sky Blue - Very Light	2258
40		 DMC 754	Peach - Light	42
41		 DMC 779	Cocoa - Dark	131
42		 DMC 807	Peacock Blue	3999
43		 DMC 818	Baby Pink	85

## A magical nightttime forest scene

N	Symbol	Number	Name	Stitches
44		DMC 819	Baby Pink - Light	40
45		DMC 823	Navy Blue - Dark	3430
46		DMC 825	Blue - Dark	270
47		DMC 834	Golden Olive - Very Light	2
48		DMC 839	Beige Brown - Dark	187
49		DMC 841	Beige Brown - Light	68
50		DMC 842	Beige Brown - Very Light	30
51		DMC 844	Beaver Gray - Ultra Dark	3209
52		DMC 930	Antique Blue - Dark	6735
53		DMC 931	Antique Blue - Medium	3460
54		DMC 932	Antique Blue - Light	1000
55		DMC 945	Tawny	45
56		DMC 950	Desert Sand - Light	11
57		DMC 951	Tawny - Light	31
58		DMC 955	Nile Green - Light	224
59		DMC 963	Dusty Rose - Ultra Very Light	198
60		DMC 964	Seagreen - Light	2093
61		DMC 967	Apricot - Very Light	33
62		DMC 977	Golden Brown - Light	1
63		DMC 995	Electric Blue - Dark	390
64		DMC 3033	Mocha Brown - Very Light	87
65		DMC 3041	Antique Violet - Medium	237
66		DMC 3042	Antique Violet - Light	222
67		DMC 3045	Yellow Beige - Dark	3
68		DMC 3047	Yellow Beige - Light	3
69		DMC 3325	Baby Blue - Light	481
70		DMC 3371	Black Brown	6432
71		DMC 3750	Antique Blue - Very Dark	2700
72		DMC 3753	Antique Blue - Ultra Very Light	3077
73		DMC 3755	Baby Blue	131
74		DMC 3760	Wedgwood - Medium	3240
75		DMC 3765	Peacock Blue - Very Dark	811

## A magical nightttime forest scene

N	Symbol	Number	Name	Stitches
76			DMC 3766 Peacock Blue - Light	2297
77			DMC 3771 Terra Cotta - Ultra Very Light	25
78			DMC 3774 Desert Sand - Very Light	25
79			DMC 3782 Mocha Brown - Light	5
80			DMC 3807 Cornflower Blue	670
81			DMC 3811 Turquoise - Very Light	480
82			DMC 3823 Yellow - Ultra Pale	4
83			DMC 3835 Grape - Medium	159
84			DMC 3836 Grape - Light	377
85			DMC 3844 Bright Turquoise - Dark	875
86			DMC 3846 Bright Turquoise - Light	3189
87			DMC 3861 Cocoa - Light	318
88			DMC 3862 Mocha Beige - Dark	99
89			DMC 3863 Mocha Beige - Medium	88
90			DMC 3866 Mocha - Ultra Very Light	48