


A Halloween themed glass jar

Cross stitch chart from patterns.stitchingsecrets.com

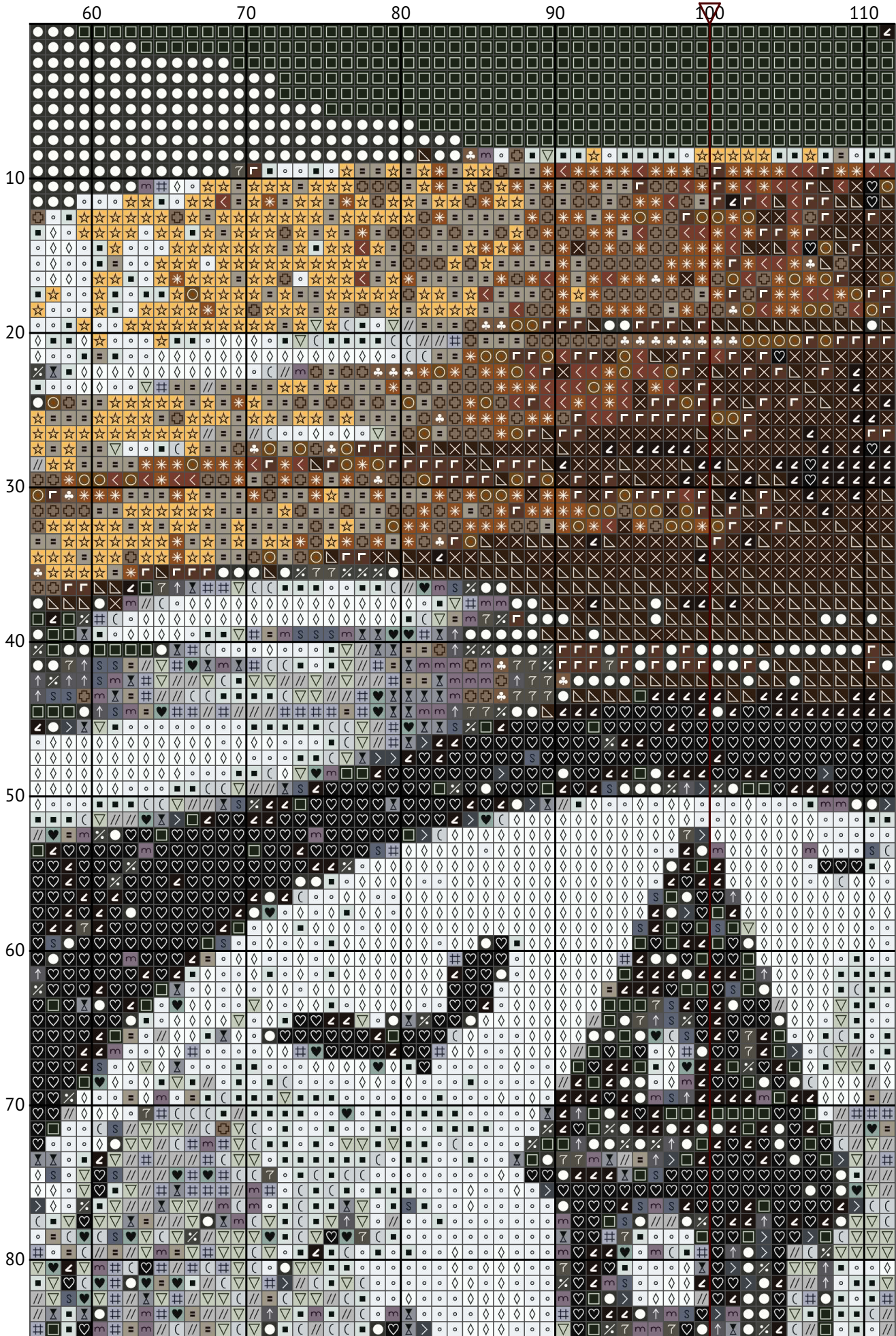


Design size: 200 x 200 stitches


A Halloween themed glass jar



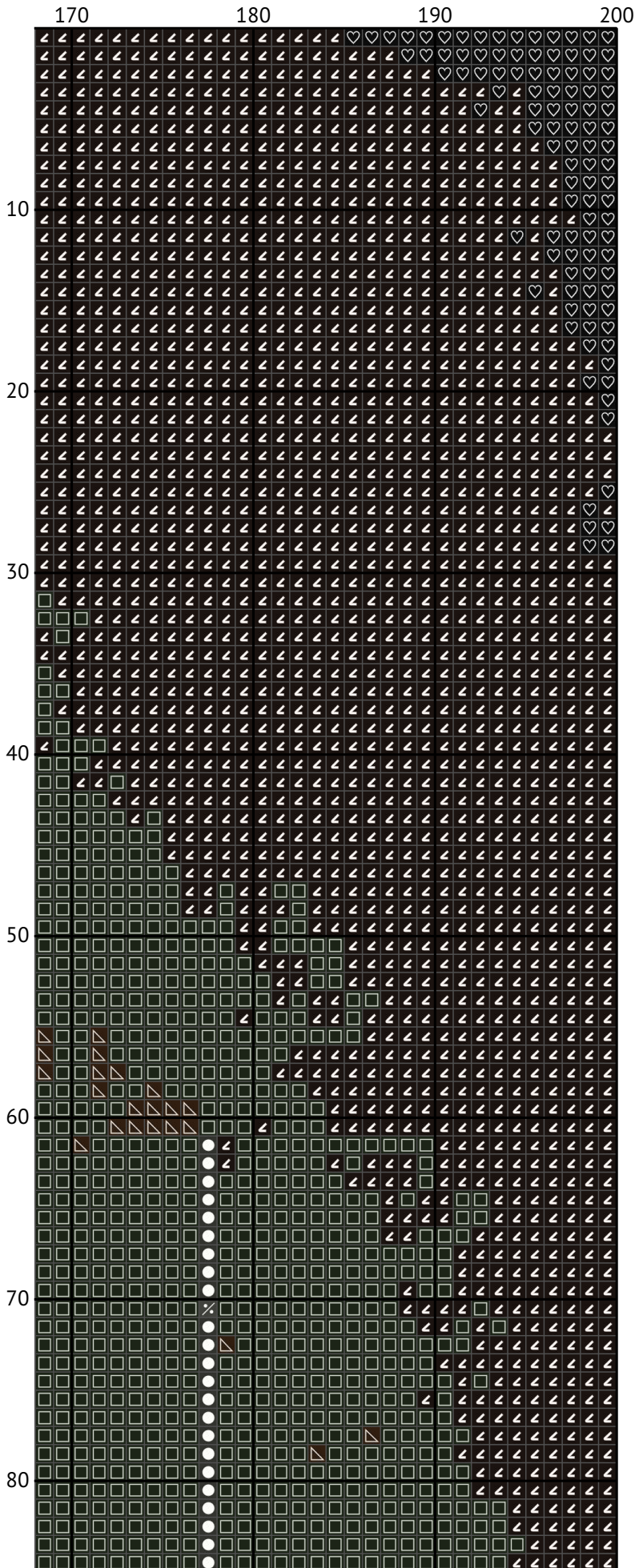
A Halloween themed glass jar




A Halloween themed glass jar




A Halloween themed glass jar




A Halloween themed glass jar



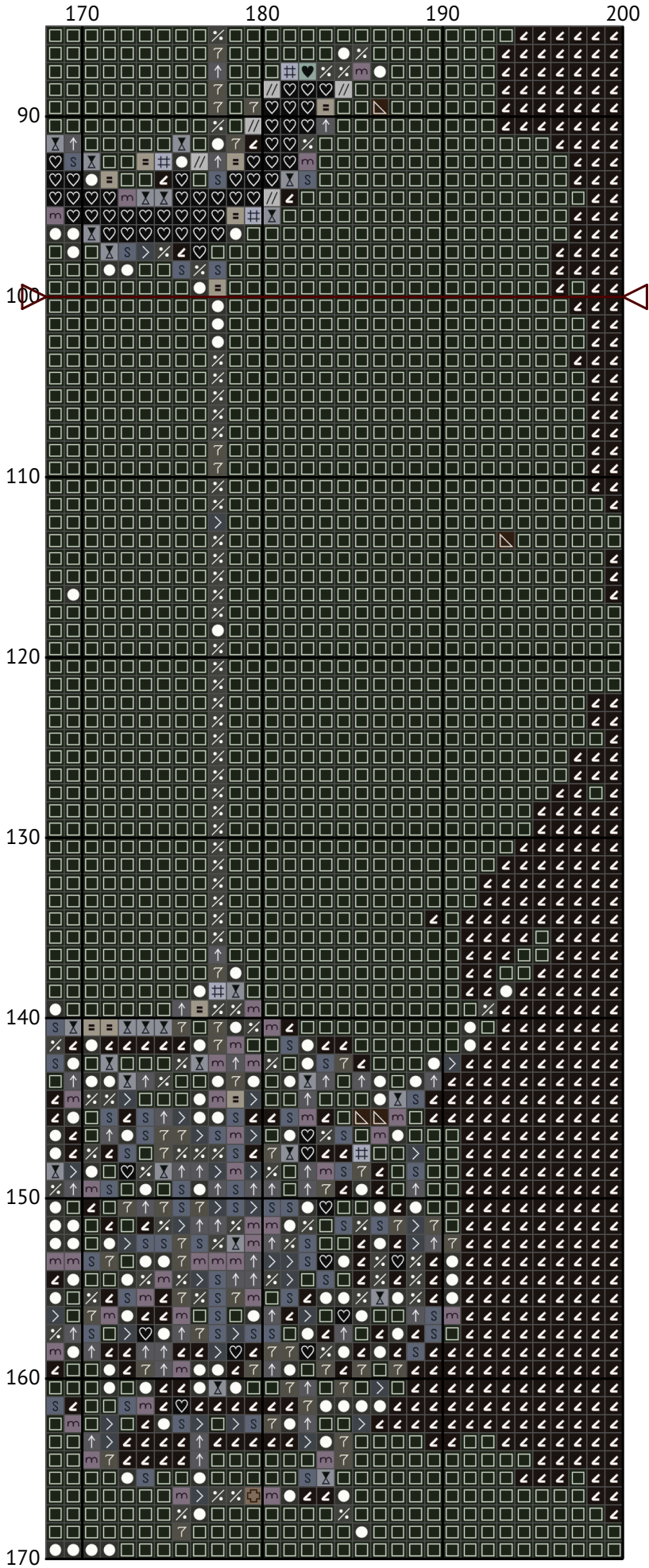
A Halloween themed glass jar




A Halloween themed glass jar




A Halloween themed glass jar




A Halloween themed glass jar



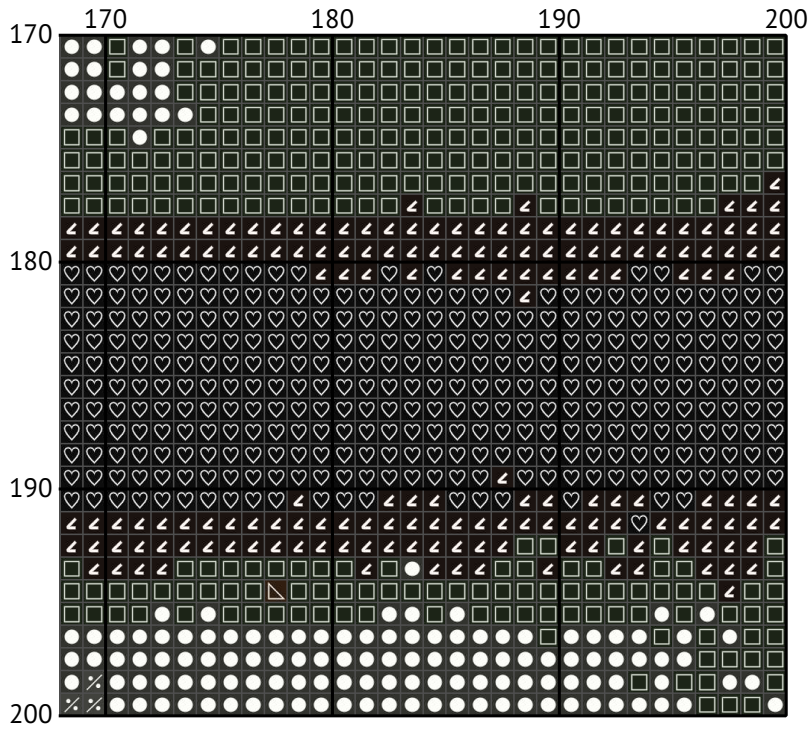
A Halloween themed glass jar



A Halloween themed glass jar



A Halloween themed glass jar



Floss list for crosses

How to Convert Cross Stitch Pattern Sizes: A Step-by-Step Guide

When you download a cross stitch pattern, you'll often find the design size expressed in stitches, such as "Design size: 200 x 200 stitches." To determine the physical dimensions of your design, you need to know the fabric's thread count, typically referred to as the "count." In this guide, we'll walk you through converting stitch count to inches and centimeters for a 14-count Aida fabric.

Understanding Fabric Count

The fabric count indicates how many threads (or squares) there are per inch. For example, a 14-count Aida fabric has 14 stitches per inch. This information is crucial for calculating the physical size of your cross stitch design.

Example Calculation for 200 x 200 Stitches on 14-Count Aida

Given:

Design size: 200 x 200 stitches

Fabric count: 14-count Aida

Steps to Calculate:

Calculate the size in inches:

Width: $200 \text{ stitches} \div 14 \text{ stitches per inch} = 14.29 \text{ inches}$

Height: $200 \text{ stitches} \div 14 \text{ stitches per inch} = 14.29 \text{ inches}$

Convert inches to centimeters (1 inch = 2.54 cm):

Width: $14.29 \text{ inches} \times 2.54 \text{ cm/inch} = 36.30 \text{ cm}$

Height: $14.29 \text{ inches} \times 2.54 \text{ cm/inch} = 36.30 \text{ cm}$

Summary of Dimensions for 14-Count Aida























Width: 14.29 inches (36.30 cm)

Height: 14.29 inches (36.30 cm)





































Conclusion

By following these steps, you can easily convert any design size in stitches to its physical dimensions in inches or centimeters based on the fabric count you are using. This ensures that your finished cross stitch piece will fit perfectly in your chosen frame or display area.

Happy stitching!

N	Symbol	Number	Name	Stitches	
1			DMC 01	Tin - White	570
2			DMC 03	Tin - Medium	608
3			DMC 04	Tin - Dark	848
4			DMC 413	Pewter Gray - Dark	1337
5			DMC 414	Steel Gray - Dark	693
6			DMC B5200	Snow White	1256
7			DMC 07	Driftwood	346
8			DMC 435	Brown - Very Light	194
9			DMC 632	Desert Sand - Ultra Very Dark	117
10			DMC 645	Beaver Gray - Very Dark	1060
11			DMC 648	Beaver Gray - Light	614

A Halloween themed glass jar

N	Symbol	Number	Name	Stitches
12		 DMC 839	Beige Brown - Dark	295
13		 DMC 938	Coffee Brown - Ultra Dark	413
14		 DMC BLANK	White	1170
15		 DMC 310	Black	6140
16		 DMC 415	Pearl Gray	478
17		 DMC 535	Ash Gray - Very Light	3314
18		 DMC 762	Pearl Gray - Very Light	451
19		 DMC 829	Golden Olive - Very Dark	109
20		 DMC 927	Gray Green - Light	197
21		 DMC 934	Avocado Green - Black	5841
22		 DMC 3031	Mocha Brown - Very Dark	498
23		 DMC 3042	Antique Violet - Light	714
24		 DMC 3072	Beaver Gray - Very Light	453
25		 DMC 3371	Black Brown	5290
26		 DMC 3756	Baby Blue - Ultra Very Light	687
27		 DMC 3790	Beige Gray - Ultra Dark	82
28		 DMC 3799	Pewter Gray - Very Dark	5943
29		 DMC 3855	Autumn Gold - Light	282