


A woman in front of a bookcase

Cross stitch chart from patterns.stitchingsecrets.com




Design size: 200 x 200 stitches


A woman in front of a bookcase




A woman in front of a bookcase




A woman in front of a bookcase




A woman in front of a bookcase




A woman in front of a bookcase




A woman in front of a bookcase



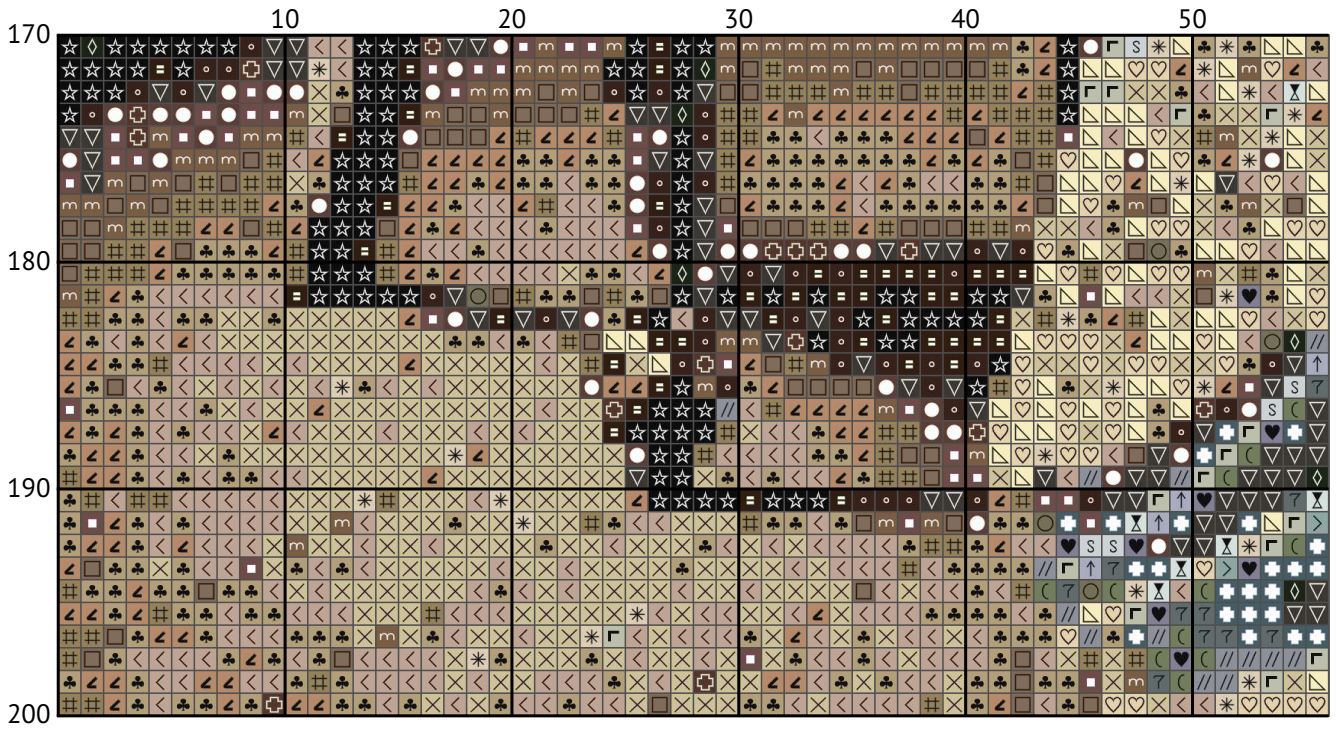
A woman in front of a bookcase




A woman in front of a bookcase



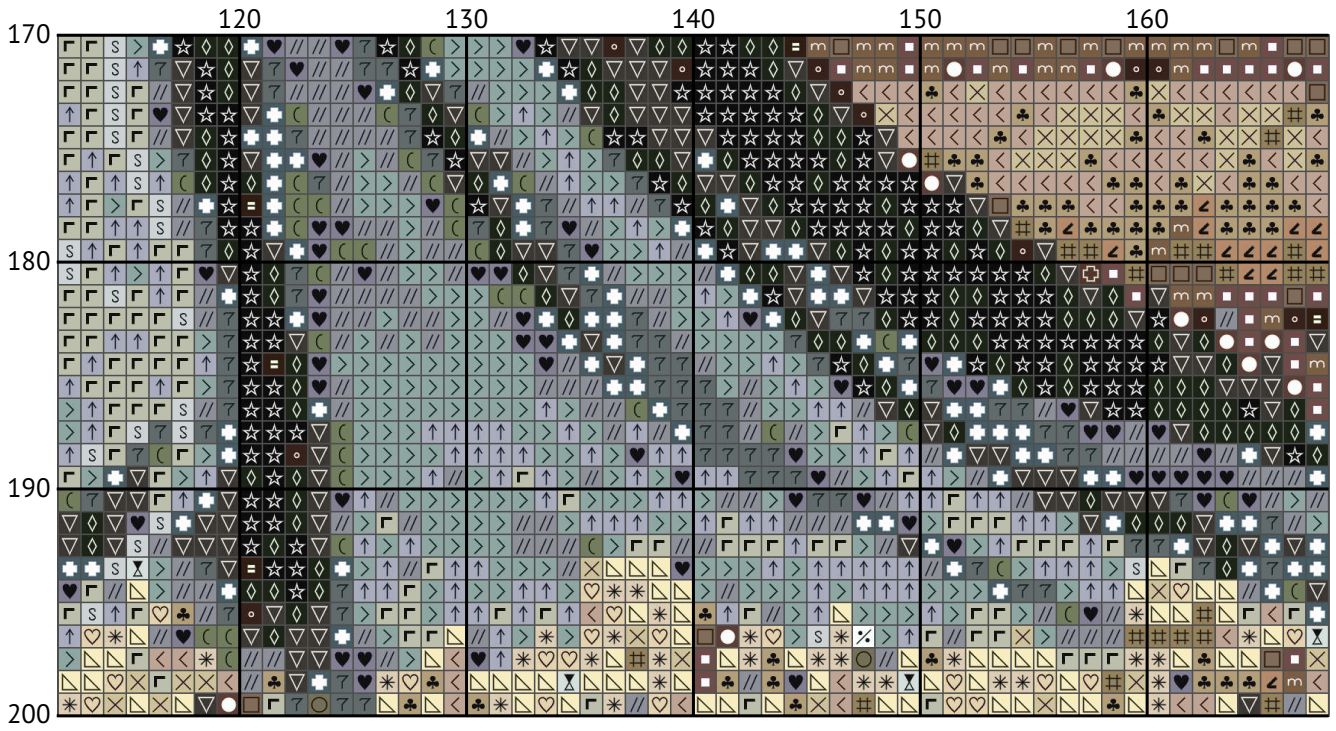
A woman in front of a bookcase




A woman in front of a bookcase



A woman in front of a bookcase



A woman in front of a bookcase



Floss list for crosses

How to Convert Cross Stitch Pattern Sizes: A Step-by-Step Guide

When you download a cross stitch pattern, you'll often find the design size expressed in stitches, such as "Design size: 200 x 200 stitches." To determine the physical dimensions of your design, you need to know the fabric's thread count, typically referred to as the "count." In this guide, we'll walk you through converting stitch count to inches and centimeters for a 14-count Aida fabric.

Understanding Fabric Count

The fabric count indicates how many threads (or squares) there are per inch. For example, a 14-count Aida fabric has 14 stitches per inch. This information is crucial for calculating the physical size of your cross stitch design.

Example Calculation for 200 x 200 Stitches on 14-Count Aida

Given:

Design size: 200 x 200 stitches

Fabric count: 14-count Aida

Steps to Calculate:

Calculate the size in inches:

Width: $200 \text{ stitches} \div 14 \text{ stitches per inch} = 14.29 \text{ inches}$

Height: $200 \text{ stitches} \div 14 \text{ stitches per inch} = 14.29 \text{ inches}$

Convert inches to centimeters (1 inch = 2.54 cm):

Width: $14.29 \text{ inches} \times 2.54 \text{ cm/inch} = 36.30 \text{ cm}$

Height: $14.29 \text{ inches} \times 2.54 \text{ cm/inch} = 36.30 \text{ cm}$

Summary of Dimensions for 14-Count Aida























Width: 14.29 inches (36.30 cm)

Height: 14.29 inches (36.30 cm)







































Conclusion

By following these steps, you can easily convert any design size in stitches to its physical dimensions in inches or centimeters based on the fabric count you are using. This ensures that your finished cross stitch piece will fit perfectly in your chosen frame or display area.

Happy stitching!

N	Symbol	Number	Name	Stitches
1			DMC 03 Tin - Medium	738
2			DMC B5200 Snow White	345
3			DMC 06 Driftwood - Medium Light	1268
4			DMC ECRU Ecu	633
5			DMC 07 Driftwood	2379
6			DMC 169 Pewter - Light	626
7			DMC 310 Black	6540
8			DMC 318 Steel Gray - Light	441
9			DMC 415 Pearl Gray	474
10			DMC 613 Drab Brown - Very Light	1045
11			DMC 646 Beaver Gray - Dark	189

A woman in front of a bookcase

N	Symbol	Number	Name	Stitches
12		 DMC 746	Off White	1188
13		 DMC 762	Pearl Gray - Very Light	309
14		 DMC 779	Cocoa - Dark	1544
15		 DMC 838	Beige Brown - Very Dark	2583
16		 DMC 839	Beige Brown - Dark	1127
17		 DMC 840	Beige Brown - Medium	1905
18		 DMC 844	Beaver Gray - Ultra Dark	2517
19		 DMC 927	Gray Green - Light	687
20		 DMC 934	Avocado Green - Black	1127
21		 DMC 938	Coffee Brown - Ultra Dark	2667
22		 DMC 3022	Brown Gray - Medium	370
23		 DMC 3024	Brown Gray - Very Light	672
24		 DMC 3032	Mocha Brown - Medium	2268
25		 DMC 3033	Mocha Brown - Very Light	422
26		 DMC 3756	Baby Blue - Ultra Very Light	272
27		 DMC 3768	Gray Green - Dark	816
28		 DMC 3782	Mocha Brown - Light	1657
29		 DMC 3860	Cocoa	1898
30		 DMC 3864	Mocha Beige - Light	1293