

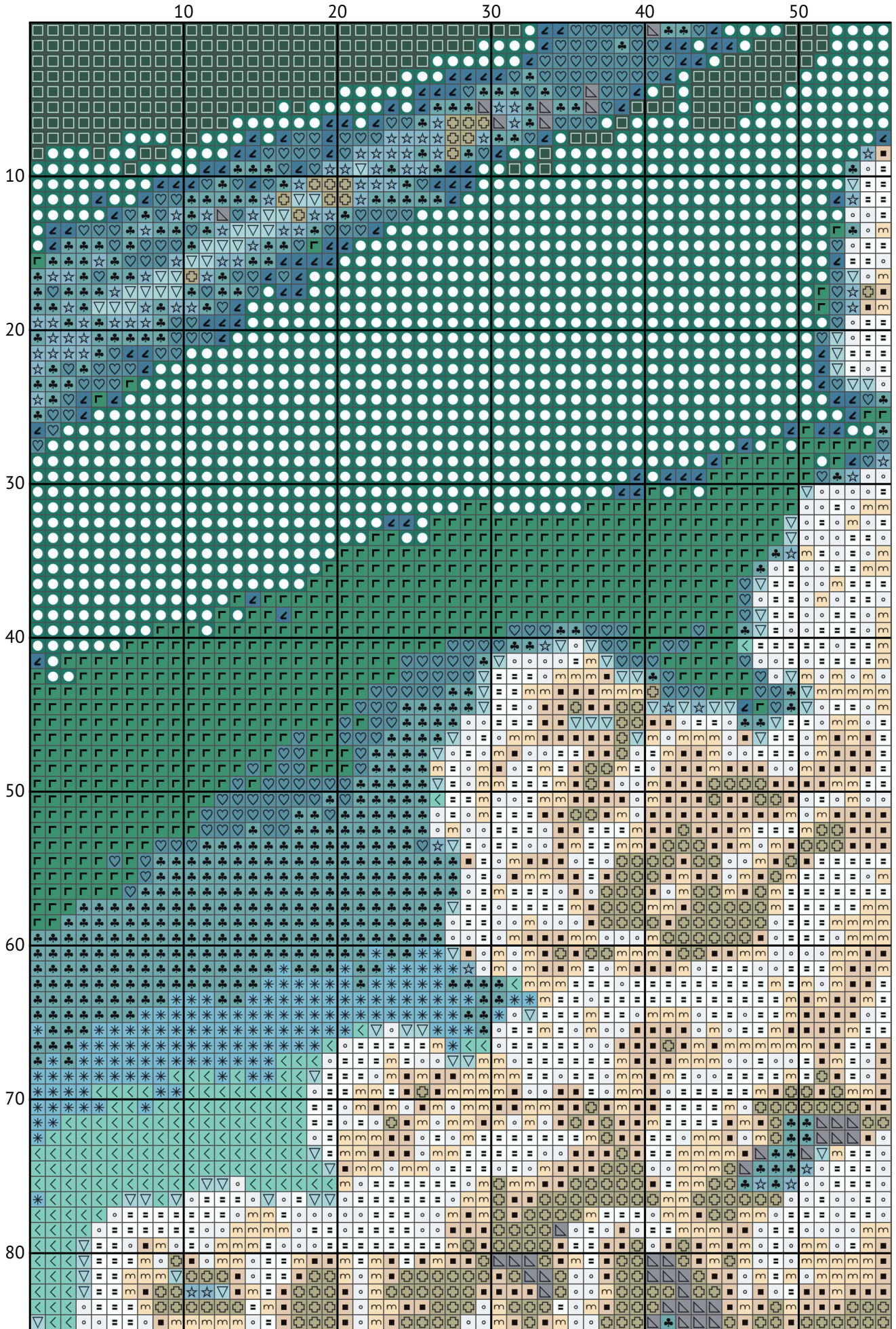
A classic motorcycle

Cross stitch chart from patterns.stitchingsecrets.com




Design size: 300 x 300 stitches

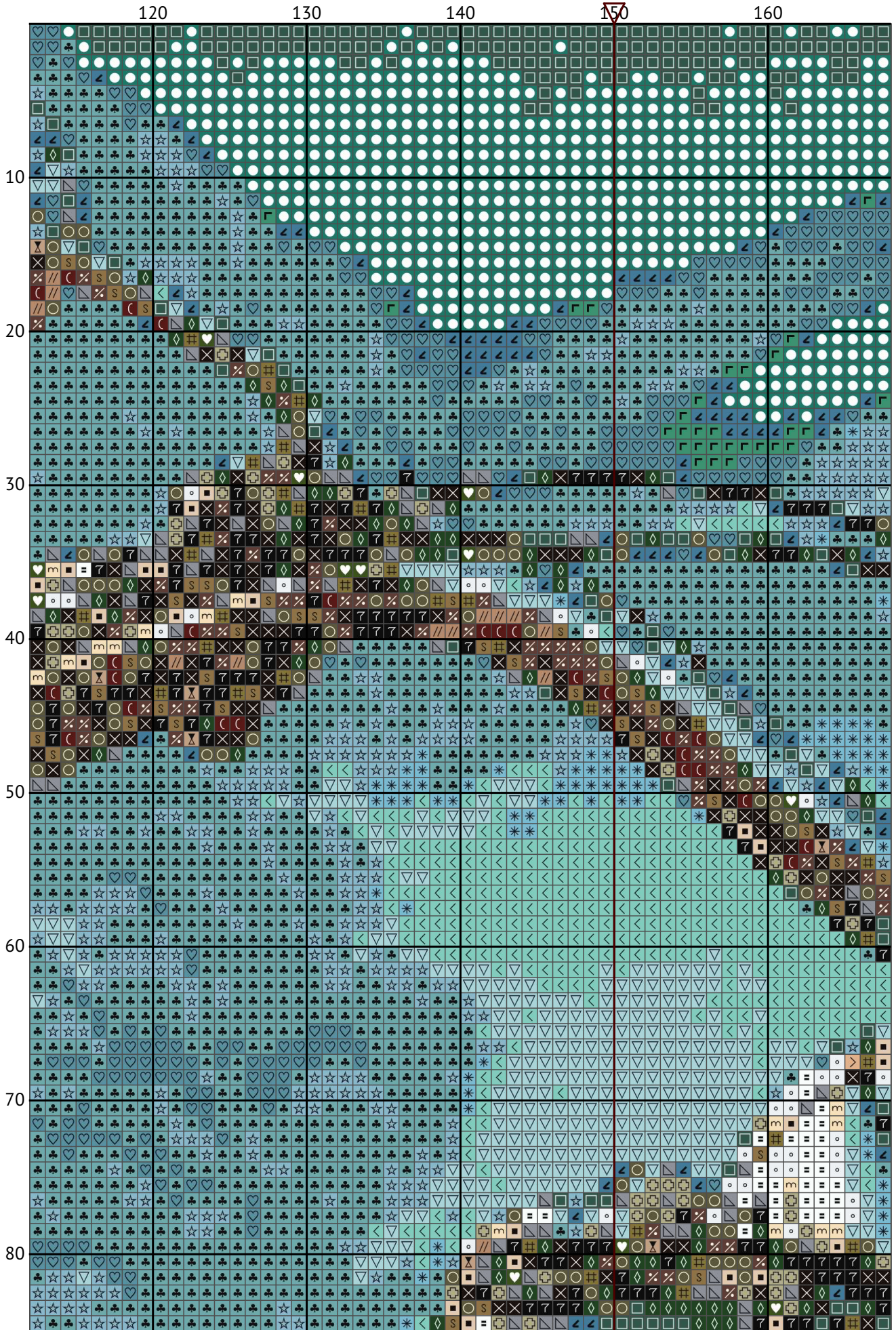
A classic motorcycle




A classic motorcycle




A classic motorcycle




A classic motorcycle




A classic motorcycle




A classic motorcycle




A classic motorcycle




A classic motorcycle




A classic motorcycle




A classic motorcycle




A classic motorcycle




A classic motorcycle




A classic motorcycle




A classic motorcycle




A classic motorcycle




A classic motorcycle




A classic motorcycle




A classic motorcycle




A classic motorcycle




A classic motorcycle




A classic motorcycle




A classic motorcycle



A classic motorcycle



A classic motorcycle



Floss list for crosses

How to Convert Cross Stitch Pattern Sizes: A Step-by-Step Guide

When you download a cross stitch pattern, you'll often find the design size expressed in stitches, such as "Design size: 300 x 300 stitches." To determine the physical dimensions of your design, you need to know the fabric's thread count, typically referred to as the "count." In this guide, we'll walk you through converting stitch count to inches and centimeters for a 14-count Aida fabric.

Understanding Fabric Count

The fabric count indicates how many threads (or squares) there are per inch. For example, a 14-count Aida fabric has 14 stitches per inch. This information is crucial for calculating the physical size of your cross stitch design.

Example Calculation for 300 x 300 Stitches on 14-Count Aida

Given:

Design size: 300 x 300 stitches

Fabric count: 14-count Aida

Steps to Calculate:

Calculate the size in inches:

Width: 300 stitches ÷ 14 stitches per inch = 21.43 inches

Height: 300 stitches ÷ 14 stitches per inch = 21.43 inches

Convert inches to centimeters (1 inch = 2.54 cm):

Width: 21.43 inches × 2.54 cm/inch = 54.43 cm

Height: 21.43 inches × 2.54 cm/inch = 54.43 cm

Summary of Dimensions for 14-Count Aida

















Width: 21.43 inches (54.43 cm)

Height: 21.43 inches (54.43 cm)











































Conclusion

By following these steps, you can easily convert any design size in stitches to its physical dimensions in inches or centimeters based on the fabric count you are using. This ensures that your finished cross stitch piece will fit perfectly in your chosen frame or display area.

Happy stitching!

N	Symbol	Number	Name	Stitches
1			DMC 310 Black	7113
2			DMC 370 Mustard - Medium	2095
3			DMC B5200 Snow White	2531
4			DMC BLANK White	3353
5			DMC 03 Tin - Medium	2922
6			DMC 501 Blue Green - Dark	3191
7			DMC 524 Fern Green - Very Light	3977
8			DMC 597 Turquoise	2513

A classic motorcycle

N	Symbol	Number	Name	Stitches
9		 DMC 598	Turquoise - Light	5693
10		 DMC 612	Drab Brown - Light	2012
11		 DMC 640	Beige Gray - Very Dark	4017
12		 DMC 747	Sky Blue - Very Light	2911
13		 DMC 779	Cocoa - Dark	3040
14		 DMC 807	Peacock Blue	2593
15		 DMC 842	Beige Brown - Very Light	2059
16		 DMC 895	Hunter Green - Very Dark	4443
17		 DMC 937	Avocado Green - Medium	928
18		 DMC 945	Tawny	2530
19		 DMC 951	Tawny - Light	3567
20		 DMC 964	Seagreen - Light	1187
21		 DMC 977	Golden Brown - Light	335
22		 DMC 3371	Black Brown	7005
23		 DMC 3761	Sky Blue - Light	4129
24		 DMC 3766	Peacock Blue - Light	989
25		 DMC 3770	Tawny - Very Light	5131
26		 DMC 3812	Seagreen - Very Dark	4395
27		 DMC 3851	Bright Green - Light	1464
28		 DMC 3857	Rosewood - Dark	1856
29		 DMC 3864	Mocha Beige - Light	2021